



# PRODUCT CATALOG

Residential Heating & Air Conditioning

Version Date  
02-26-2024





## Why **MRCOOL?**

MRCOOL<sup>®</sup> ductless mini-split air conditioners and heat pumps are the cutting edge of what modern, flexible fabrication can produce. These air conditioners rely on state-of-the-art manufacturing processes with advanced designs to deliver high efficiency air comfort anywhere you need it.



# TABLE OF CONTENTS

Product Name	Page No.
Do-It-Yourself Single Zone	1-2
Do-It-Yourself Multi-Zone	3-4
Do-It-Yourself OuttaSight™ Ceiling Cassette	5-6
Multi-Zone Match Ups	7
Advantage	9-11
Olympus E Star	13-14
Olympus Hyper Heat	15-16
Olympus Multi-Zone	17-18
Signature Series - Package Heat Pump	19-20
Signature Series - Package Air Conditioner	21-22
Signature Series - Package Gas Electric	23-24
Signature Series - Evaporator Coils	25-26
Signature Series - 80% AFUE Gas Furnace	27-28
Signature Series - 96% AFUE Gas Furnace	29-30
Signature Series - Electric Furnace Modular Air System	31-32
ProDirect™ Series - 14 SEER AC Condenser	33-34
ProDirect™ Series - 14 SEER Split System Air Handler	35-36
GeoCool® - Geothermal Inverter Series Heat Pump	37-40
GeoCool® - Geothermal Heat Pump	41-44
Universal Series DC Inverter Packaged Unit	45-46
Universal Series - Condenser	47-48
Universal Series - Cooling Only Condenser	49-50
Universal Series - A-Coils	51-52
Universal Series - High ESP Air Handler	53-54
Central Ducted	55-56
Central Ducted Hyper Heat	57-58
TundraCool Refrigeration Unit	59-60
U-Shaped Window Air Conditioner	61-62
MRBREEZE - Bladeless Fan	63-64
No Vac® Quick Connect® Line Set	65
DIY® Pre-Charged Line Set	66
Special Truckload Orders - Packaged Terminal	67-68
Accessories	69-70
SmartHVAC Ductless Ministat	70

\*All specifications are subject to change.





# Do-It-Yourself Single Zone

Our patented MRCOOL® Series heat pump is the only ductless mini-split system on the market specifically designed for amateur installation. Special tools or training are not necessary to install this high efficiency heat pump.



JUST ASK  
amazon alexa  
works with the  
Google Assistant



DIY-12K, DIY-18K, DIY-24K  
Energy Star Certified

- ✓ Easy DIY® Installation
- ✓ Smartphone App
- ✓ Easy Quick Connect®
- ✓ DIYPro™ Cable
- ✓ Leakage Detection
- ✓ Low Ambient Cooling
- ✓ DC Inverter
- ✓ Gold Fin® Condenser
- ✓ Follow Me®

\*Pat: <https://www.mrcool.com/mrcool-patents/>



MODEL NO.	Indoor Unit Outdoor Unit	DIY-12-HP-WMAH-115C25 DIY-12-HP-C-115C25	DIY-18-HP-WMAH-230C25 DIY-18-HP-C-230C25	DIY-24-HP-WMAH-230C25 DIY-24-HP-C-230C25	DIY-36-HP-WMAH-230C2 DIY-36-HP-C-230C25
-----------	-----------------------------	---	---	---	--

Capacity & Performance

Cooling Capacity	Btu/h	12000	18000	23000	36000
EER2	Btu/hr/W	12.5	12.6	12.5	8.7
SEER2	Btu/hr/W	22.5	22.7	20.5	18.3
Heating Capacity	Btu/h	12000	18000	25000	36000
HSPF2-4	Btu/W	9	9.8	9.2	8
HSPF2-5	Btu/W	7	7.2	7.1	6.4
Coverage Area (Heat/Cool)	sq. ft.	Up to 550	Up to 800	Up to 1050	Up to 1750
Indoor Noise Level (Hi/Mi/Lo)	dB(A)	37/31/23.5	44.5/37/31	48.5/43.5/33	52/45/34
Outdoor Noise Level	dB(A)	53.5	58.5	60	63

Electrical Parts

Power Supply	V ~ Hz, Ph	115, 60, 1	208-230V, 60Hz, 1Ph	208-230V, 60Hz, 1Ph	208-230V, 60Hz, 1Ph
Minimum Circuit Ampacity (Outdoor)	A	19	18	22	28
Maximum Fuse (Outdoor)	A	25	30	35	35

Dimensions & Weight

Net Dimension (WxDxH)	Indoor	inch mm	31.57 x 7.44 x 11.69 802 x 189 x 297	42.52 x 8.90 x 13.19 1080 x 226 x 335	42.52 x 8.90 x 13.19 1080 x 226 x 335	49.57 x 11.10 x 14.25 1259 x 282 x 362
	Outdoor	inch mm	30.12 x 11.93 x 21.85 765 x 303 x 555	35.04 x 13.46 x 26.50 890 x 342 x 673	37.24 x 16.14 x 31.89 946 x 410 x 810	37.24 x 16.14 x 31.89 946 x 410 x 810
Packing Dimension (WxDxH)	Indoor	inch mm	36.02 x 16.34 x 14.37 915 x 415 x 365	49.09 x 19.57 x 17.32 1247 x 497x 440	49.09 x 19.57 x 17.32 1247 x 497x 440	56.69 x 21.26 x 19.69 1440 x 540 x 500
	Outdoor	inch mm	35.04 x 15.75 x 27.56 890 x 400 x 700	40.55 x 18.11 x 29.13 1030 x 460 x 740	42.91 x 19.88 x 35.04 1090 x 505 x 890	42.91 x 19.88 x 35.04 1090 x 505 x 890
Net/Gross Weight	Indoor	lbs	24.03/34.17	34.61/56.00	35.27/60.19	47.84/78.26
		kg	10.9/15.5	15.7/25.4	16/27.3	21.7/35.5
	Outdoor	lbs	65.70/85.3	94.36/117.5	125.22/163.6	147.27/186.3
		kg	29.8/38.7	42.8/53.3	56.8/74.2	66.8/84.5

Refrigerant & Piping

Refrigerant R-410A	oz	38.1	56.44	81.13	111.1
Piping Size Liquid side/Gas side	inch / mm	1/4"-1/2" / 6.35 x 12.7	1/4"-1/2" / 6.35 x 12.7	3/8"-5/8" / 9.52 x 15.9	3/8"-5/8" / 9.52 x 15.9

\*If the original owner does not register the unit, the warranty defaults to the standard 5 year parts, 7 year compressor warranty.

\*\*The original, registered owner must be enrolled in the MrCool Care Program every year in order to qualify for the 7 year full unit replacement for compressor failure and lifetime compressor replacement.



\*Data provided by AHRI

Notes:

---



---



---



---



---






# Do-It-Yourself Multi-Zone

The MRCOOL® patented DIY® Multi-Zone Series ductless mini-split is the only whole-home mini-split solution that you can install yourself. Simple, easy air comfort now in up to five zones.



JUST ASK  
amazon alexa  
works with the  
Google Assistant



Pre-Charged  
Line Set  
See Pg 62

\*Pat: <https://www.mrcool.com/mrcool-patents/>

- ✓ Easy DIY® Installation
- ✓ Smartphone App
- ✓ Easy Quick Connect®
- ✓ DIYPro™ Cable
- ✓ Leakage Detection
- ✓ DC Inverter
- ✓ Gold Fin® Condenser
- ✓ Follow Me®
- ✓ Multi-Room Comfort
- ✓ Low Ambient Cooling



# SPECIFICATION

# DIY® MULTI-ZONE

HEAT PUMP CONDENSER-Outdoor Model		DIY-MULTI2-18HP230C	DIY-MULTI3-27HP230C	DIY-MULTI4-36HP230C	DIY-MULTI5-48HP230C
Maximum Number of Zones	UNIT	2	3	4	5
EER2	Btu/w	12.5	12.0	10.5	11.0
SEER2	Btu/w	21.2	22.0	21.5	20.5
HSPF2-4	Btu/Hr/w	9.6	9.5	8.8	9.2
HSPF2-5	Btu/Hr/w	7.5	7.3	6.8	7
Power Supply	V~Hz, ph	208-230~60, 1	208-230~60, 1	208-230~60, 1	208-230~60, 1
Minimum Circuit Ampacity (Outdoor)	A	18.0	26.0	27.0	40.0
Maximum Fuse (Breaker)	A	25.0	40.0	45.0	60.0

## DIMENSIONS & WEIGHT

Net Dimension (WxDxH)	inch	35.04 x 13.46 x 26.50	37.24 x 16.14 x 31.89	37.24 x 16.14 x 31.89	37.48 x 16.34 x 52.48
Packing Dimension (WxDxH)	inch	40.94 x 17.64 x 29.33	42.91 x 19.69 x 34.84	42.91 x 19.88 x 37.01	43.11 x 19.49 x 58.27
Net Weight	lbs	100.53	139.99	170.42	222.89
Gross Weight	lbs	111.11	157.19	187.83	254.41
Noise Level	dB(A)	59	61	65	61.5

## REFRIGERANT & PIPING

Refrigerant R-410A	oz	65.00	91.71	134.04	162.00
Piping Size Liquid Side - Gas Side	inch	1/4" - 1/2"	1/4" - 1/2"	1/4" - 1/2" *(3/8" - 5/8")	1/4" - 1/2" *(3/8" - 5/8")

\* If you are using a 24K or greater capacity Air Handler with a 4-zone or 5-zone condenser, you will need to install the included line set adapter kit to the outside unit, before the line set can be connected. This requires you to replace both of the connected couplings that are on port A of the outside unit, so the air handler can be connected.

WALL MOUNTED-Indoor Model	Indoor Unit	DIY-09-HP-WMAH-230C25	DIY-12-HP-WMAH-230C25	DIY-18-HP-WMAH-230C25	DIY-24-HP-WMAH-230C25	DIY-36-HP-WMAH-230C25
---------------------------	-------------	-----------------------	-----------------------	-----------------------	-----------------------	-----------------------

## ELECTRICAL PARTS

Power Supply	V~Hz,ph	208-230~60, 1	208-230~60, 1	208-230~60, 1	208-230~60, 1	208-230~60, 1
Minimum Circuit (Disconnect)	A	3.0	3.0	3.0	3.0	3.0
Maximum Fuse (Breaker)	A	15.0	15.0	15.0	15.0	15.0
Noise Level (Hi/Mi/Lo)	dB(A)	43.5/40/35/25	43.5/40/35/25	44.5/37/31	48.5/43.5/33	52/45/34

## DIMENSIONS & WEIGHT

Net Dimension (WxDxH)	inch	31.57 x 7.44 x 11.69	31.57 x 7.44 x 11.69	42.52 x 8.90 x 13.19	42.52 x 8.90 x 13.19	49.57 x 11.10 x 14.25
Packing Dimension (WxDxH)	inch	36.02 x 16.34 x 13.98	36.02 x 16.34 x 13.98	49.09 x 19.57 x 17.32	49.09 x 19.57 x 17.32	56.69 x 21.26 x 19.69
Net Weight	lbs	23.8	23.6	34.61	35.27	47.84
Gross Weight	lbs	34.4	34.17	56.00	60.19	78.26



\*If the original owner does not register the unit, the warranty defaults to the standard 5 year parts, 7 year compressor warranty.

\*\*The original, registered owner must be enrolled in the MrCool Care Program every year in order to qualify for the 7 year full unit replacement for compressor failure and lifetime compressor replacement.





# DIY® OuttaSight™ Ceiling Cassette

The MRCOOL® DIY® Series Ceiling Cassette offers a low-profile heating and cooling option that doesn't require ductwork or wall space. Perfect for retro-fits or new construction, this new ceiling cassette will remain out of sight while delivering the efficient heating and cooling you've come to expect. Plus, maintenance is a breeze with the remote controlled elevating function for the filter panel.



Fits between  
16" Ceiling Joists

Featuring our  
easy access,  
*elevating filter.*

JUST ASK  
amazon alexa

works with the  
Google Assistant



- ✓ Low Profile Installation
- ✓ Fits between 16" Ceiling Joists
- ✓ Easy Access Filter
- ✓ Multi and Single Zone Systems
- ✓ Quiet Operation
- ✓ Multiple Operating Modes
- ✓ Remote Included
- ✓ Advanced Filtration
- ✓ Swing Technology



		MULTI ZONE		SINGLE/MULTI ZONE	
CASSETTE MODEL CONDENSER MODEL		DIYCASSETTE09HP-230C25 (Multi Zone Only)	DIYCASSETTE12HP-230C25 (Multi Zone Only)	DIYCASSETTE18HP-230C25 DIY-18-HP-C-230C25	
Power Supply	V~Hz, Ph	208/230~60, 1	208/230~60, 1	208/230~60, 1	
Cooling	Capacity (Range)	Btu/Hr	1	1	17000(5300~17200)
	Input	W	/	/	1360(460~1615)
	Current	A	1.5	1.5	6.15(/~/)
	EER2	Btu/Hr/W	/	/	12.5
	SEER2	Btu/Hr/W	/	/	23
Heating	Capacity (Range)	Btu/Hr	/	/	19000(6100~21500)
	Input	W	1.5	1.5	1768(530~1900)
	Current	A	/	/	7.68(/~/)
	COP	Btu/Hr/W	/	/	3.15
	HSPF4	Btu/Hr/W	/	/	10.3
	HSPF5	Btu/Hr/W	/	/	7.6
Heating at 17°F (-8°C)	Rated Capacity	Btu/Hr	/	/	1510
	COP	Btu/Hr/W	/	/	2.34
Heating at -4°F (-20°C)	Rated Capacity	Btu/Hr	/	/	8600
Heating at -13°F (-25°C)	Rated Capacity	Btu/Hr	/	/	6700
MINIMUM CIRCUIT AMPACITY (Indoor)			A	3	3 3
MAX.FUSE (Indoor)		A	15	15	15
Indoor Fan Motor	Model		ZKFN-30-8-43	ZKFN-30-8-43	ZKFN-30-8-43
	Qty		1	1	1
	RLA	A	1.5	1.5	1.5
	Speed(Hi/Mi/Lo)	r/min	1024/944/864	1064/974/884	1344/1184/1024
Indoor air flow (SH/Hi/Mi/Lo)	m3/h	570/537/488/350	620/560/450/350	680/598/510/352	
Indoor air flow (SH/Hi/Mi/Lo)	CFM	335.3/315.9/287.1/205.9	364.7/329.4/264.7/205.9	400/351.76/300.00/207.06	
Indoor noise level (SH/Hi/Mi/Lo)	dB(A)	42/40/35.5/24.5	43/41/35/26	-/44/40/28	
Indoor unit	Dimension(W*D*H)	mm	1278 x 335 x 228	1278 x 335 x 228	1278 x 335 x 228
	Dimension(W*D*H)	inch	50.31 x 13.19 x 8.98	50.31 x 13.19 x 8.98	50.31 x 13.19 x 8.98
	Packing (W*D*H)	mm	1463 x 571 x 575	1463 x 571 x 575	1463 x 571 x 575
	Packing (W*D*H)	inch	57.60 x 22.48 x 22.64	57.60 x 22.48 x 22.64	57.60 x 22.48 x 22.64
	Net/Gross weight	kg	20.1/39.9	20.6/40.3	20.6/40.3
	Net/Gross weight	lb	44.31/87.96	45.42/88.85	45.2/88.854
Drainage water pipe diameter	mm	ODΦ25mm	ODΦ25mm	ODΦ25mm	

\*If the original owner does not register the unit, the warranty defaults to the standard 5 year parts, 7 year compressor warranty.

\*\*The original, registered owner must be enrolled in the MrCool Care Program every year in order to qualify for the 7 year full unit replacement for compressor failure and lifetime compressor replacement.



# Multi-Zone Matchups



## DIY® MULTI ZONE CONDENSER/ AIR HANDLER MATCHUPS

Air handlers may be Ceiling Cassette or Wall Mounted

### DIY-MULTI2-18HP230C

#### TWO UNITS

9K + 9K      9K + 12K      12K + 12K

### DIY-MULTI3-27HP230C

#### TWO UNITS

9K + 9K      12K + 12K  
9K + 12K      12K + 18K  
9K + 18K      18K + 18K

#### THREE UNITS

9K + 9K + 9K      9K + 9K + 12K  
9K + 12K + 12K\*      9K + 9K + 18K  
12K + 12K + 12K\*

### DIY-MULTI4-27HP230C

#### TWO UNITS

9K + 9K      9K + 12K      9K + 18K  
9K + 24K      12K + 12K      12K + 18K  
12K + 24K      18K + 18K

#### THREE UNITS

9K + 9K + 9K      9K + 9K + 12K      9K + 9K + 18K  
9K + 9K + 24K      9K + 12K + 12K      9K + 12K + 18K  
9K + 12K + 24K      9K + 18K + 18K      12K + 12K + 12K  
12K + 12K + 18K      12K + 18K + 18K      12K + 12K + 24K

#### FOUR UNITS

9K + 9K + 9K + 9K      9K + 9K + 9K + 12K      9K + 9K + 9K + 18K  
9K + 9K + 12K + 12K      9K + 9K + 12K + 18K      9K + 12K + 12K + 12K  
12K + 12K + 12K + 12K

### DIY-MULTI5-48HP230C

#### TWO UNITS

9K + 18K      9K + 24K      9K + 36K  
12K + 12K      12K + 18K      12K + 24K  
12K + 36K      18K + 18K      18K + 24K  
18K + 36K      24K + 24K      24K + 36K

#### THREE UNITS

9K + 9K + 9K      9K + 9K + 12K      9K + 9K + 18K      9K + 9K + 24K  
9K + 12K + 12K      9K + 12K + 18K      9K + 12K + 24K      9K + 18K + 18K  
9K + 18K + 24K      9K + 24K + 24K      12K + 12K + 12K      12K + 12K + 18K  
12K + 12K + 24K      12K + 18K + 18K      12K + 18K + 24K      12K + 24K + 24K  
18K + 18K + 18K      18K + 18K + 24K      9K + 9K + 36K      9K + 12K + 36K  
9K + 18K + 36K      12K + 12K + 36K

#### FOUR UNITS

9K + 9K + 9K + 9K      9K + 9K + 9K + 12K      9K + 9K + 9K + 18K  
9K + 9K + 9K + 24K      9K + 9K + 12K + 12K      9K + 9K + 12K + 18K  
9K + 9K + 12K + 24K      9K + 9K + 18K + 18K      9K + 9K + 18K + 24K  
9K + 12K + 12K + 12K      9K + 12K + 12K + 18K      9K + 12K + 12K + 24K  
9K + 12K + 18K + 18K      9K + 18K + 18K + 18K      12K + 12K + 12K +  
12K      12K + 12K + 12K + 18K      12K + 12K + 12K +  
24K      12K + 12K + 18K + 18K  
9K + 9K + 9K + 36K

#### FIVE UNITS

9K + 9K + 9K + 9K + 9K      9K + 9K + 9K + 9K + 12K      9K + 9K + 9K + 9K + 18K  
9K + 9K + 9K + 9K + 24K      9K + 9K + 9K + 12K + 12K      9K + 9K + 9K + 12K + 18K  
9K + 9K + 9K + 18K + 18K      9K + 9K + 12K + 12K + 12K      9K + 9K + 12K + 12K + 18K  
9K + 12K + 12K + 12K + 12K      9K + 12K + 12K + 12K + 18K      12K + 12K + 12K + 12K + 12K

If all indoor units (handlers) run simultaneously, their combined BTU output will not exceed the BTU rating of the outdoor unit (condenser).



# Comfort made simple

Simple, easy air comfort in up to five zones.



The MRCOOL® Patented DIY® Series ductless mini-splits are the only whole-home mini-split solution that you can install yourself. No special tools, equipment, or training are required.

- ✓ Easy DIY® Installation
- ✓ Smartphone App
- ✓ Easy Quick Connect®
- ✓ DIY® Pro® Cable
- ✓ Leakage Detection
- ✓ DC Inverter
- ✓ Gold Fin® Condenser
- ✓ Follow Me®
- ✓ Multi-Room Comfort
- ✓ Low Ambient Cooling



**MRCOOL®**  
COMFORT MADE SIMPLE





## Advantage

This system is meant to be installed by a qualified HVAC technician. The newly designed 3rd generation Advantage Series, with improved efficiency ratings up to 21.7 SEER2, delivers high performance comfort from the moment it's activated. The competitive price makes it a favorite among consumers that's tough to beat.



JUST ASK  
amazon alexa  
works with the  
Google Assistant

- ✓ Timer
- ✓ Leakage Detection
- ✓ Follow Me®

- ✓ Gold Fin® Condenser
- ✓ Smartphone App
- ✓ Low Ambient Cooling

- ✓ Quiet Running
- ✓ DC Inverter

MODEL NO.	Indoor Unit Outdoor Unit	A-09-HP-WMAH-115C A-09-HP-C-115C	A-12-HP-WMAH-115C A-09-HP-C-115C	A-09-HP-WMAH-230C A-09-HP-C-230C	A-12-HP-WMAH-230C A-12-HP-C-230C
-----------	-----------------------------	-------------------------------------	-------------------------------------	-------------------------------------	-------------------------------------

CAPACITY & PERFORMANCE

Cooling Capacity	Btu/h	9000	12000	9000	12000
SEER2	Btu/W	21.5	20.8	21.7	21.4
EER2	Btu/W	12.5	10.3	12.6	10.8
Heating Capacity	Btu/h	10000	12000	10000	12000
HSPF2-4	Btu/W	9.0	8.7	9.1	9.1
HSPF2-5	Btu/W	6.9	6.6	6.9	6.9
Indoor noise level (Hi/Mi/Lo)	dB(A)	36.5/31.0/22.0	41.5/30.5/26	40.5/30.5/24	37/30/22.5

ELECTRICAL PARTS

Power Supply	V~Hz, Ph	115~60, 1	115~60, 1	208/230~60, 1	208/230~60, 1
Indoor Minimum Circuit Ampacity Maximum Fuse (Breaker)	A A	3.0 15.0	3.0 15.0	3.0 15.0	3.0 15.0
Outdoor Minimum Circuit Ampacity Maximum Fuse (Breaker)	A A	20.0 30.0	18.5 25.0	12.0 15.0	15.0 15.0

DIMENSIONS & WEIGHT

Net Dimension (WxDxH)	Indoor Outdoor	28.43 x 7.36 x 11.42 30.12 x 11.93 x 21.85	31.57 x 7.44 x 11.69 30.12 x 11.93 x 21.85	28.43 x 7.36 x 11.42 30.12 x 11.93 x 21.85	31.57 x 7.44 x 11.69 30.12 x 11.93 x 21.85
Packing Dimension (WxDxH)	Indoor Outdoor	31.10 x 10.63 x 14.76 34.92 x 13.27 x 24.02	34.45 x 11.22 x 14.96 34.92 x 13.27 x 24.02	31.10 x 10.63 x 14.76 34.92 x 13.27 x 24.02	34.45 x 11.22 x 14.96 34.92 x 13.27 x 24.02
Net Weight (lb)	Indoor Outdoor	16.98 57.76	19.84 62.17	16.98 55.11	18.96 59.30
Gross Weight (lb)	Indoor Outdoor	22.3 63.49	24.25 67.68	22.27 60.85	24.91 64.82

REFRIGERANT & PIPING

Refrigerant R-410A	oz	25.40	28.57	25.40	28.57
Piping Size Liquid Side/Gas Side	inch	1/4"-3/8"	1/4"-1/2"	1/4"-3/8"	1/4"-1/2"

NATIONAL AVERAGE ANNUAL OPERATING COSTS

Cooling Cost*	\$	58	79	55	77
Heating Cost*	\$	211	242	211	254



Notes:

---



---



---



---



MODEL NO.	Indoor Unit Outdoor Unit	A-18-HP-WMAH-230C A-18-HP-C-230C	A-24-HP-WMAH-230C A-24-HP-C-230C	A-36-HP-WMAH-230C A-36-HP-C-230C	
-----------	-----------------------------	-------------------------------------	-------------------------------------	-------------------------------------	--

## CAPACITY & PERFORMANCE

Cooling Capacity	Btu/h	18000	24000	36000	
SEER2	Btu/W	19	18	17.5	
EER2	Btu/W	10.5	9	8.5	
Heating Capacity	Btu/h	18800	24000	36000	
HSPF2-4	Btu/W	8.7	8.6	8.7	
HSPF2-5	Btu/W	6.8	6.6	6.8	
Indoor noise level (Hi/Mi/Lo)	dB(A)	43.5/34.5/30.0	45.5/39.5/35	56.5/54.5/40	

## ELECTRICAL PARTS

Power Supply	V~Hz.ph	208-230V~60Hz, 1Ph	208-230V~60Hz, 1Ph	208-230V~60Hz, 1Ph	
Indoor					
Minimum Circuit Ampacity	A	3.0	3.0	3.0	
Maximum Fuse	A	15.0	15.0	15.0	
Outdoor					
Minimum Circuit Ampacity	A	15.0	19.0	28.0	
Maximum Fuse	A	20.0	30.0	35.0	

## DIMENSIONS & WEIGHT

Net Dimension	Indoor	inch	37.99 x 8.46 x 12.56	42.52 x 8.90 x 13.19	49.57 x 11.10 x 14.25
(WxDxH)	Outdoor	inch	31.69 x 12.99 x 21.81	35.04 x 13.46 x 26.50	37.24 x 16.14 x 31.89
Packing Dimension	Indoor	inch	41.14 x 12.01 x 16.14	45.47 x 16.34 x 12.60	52.76 x 17.72 x 15.16
(WxDxH)	Outdoor	inch	36.02 x 14.57 x 24.21	39.17x15.67x29.13	42.91 x 19.69 x 34.84
Net Weight (lb)	Indoor	lbs	23.81	29.98	40.34
	Outdoor	lbs	73.85	97.88	150.13
Gross Weight (lb)	Indoor	lbs	31.53	38.58	52.69
	Outdoor	lbs	79.81	104.50	158.95

## REFRIGERANT & PIPING

Refrigerant R-410A	oz	47.62	62.79	119.93	
Piping Size Liquid Side/Gas Side	inch	1/4"-1/2"	3/8"-5/8"	3/8"-5/8"	

## NATIONAL AVERAGE ANNUAL OPERATING COSTS

Cooling Cost*	\$	125	176	272	
Heating Cost*	\$	397	518	645	



\*Data Provided by AHRI

Notes :

---

---

---

---

---

---

---

---

---

---

---

---

---

---

---

---

---

---

---

---

---

---

---

---







# OLYMPUS E Star™ Series

The MRCOOL® Olympus Energy Star Series ductless heat pump is the air comfort system you need to ensure your home stays comfortable, cool, and cost effective for years to come. This high quality ductless heat pump is energy efficient, packed with great features, and priced to meet most household budgets. It must be installed by a qualified HVAC technician.



 JUST ASK  
amazon alexa  
 works with the  
Google Assistant

- ✓ Leakage Detection
- ✓ DC Inverter
- ✓ Low Ambient Cooling

- ✓ Follow Me®
- ✓ Quiet Running
- ✓ Gold Fin® Condenser

- ✓ Smartphone App



# SPECIFICATION

# OLYMPUS E STAR™ SERIES

MODEL NO.	Indoor Unit Outdoor Unit	O-09-WMAH-230B O-ES-09-HP-C-230B	O-12-WMAH-230B O-ES-12-HP-C-230B	O-18-WMAH-230B O-ES-18-HP-C-230B	O-24-WMAH-230B O-ES-24-HP-C-230B
-----------	-----------------------------	-------------------------------------	-------------------------------------	-------------------------------------	-------------------------------------

## CAPACITY & PERFORMANCE

Cooling Capacity	Btu/h	9000	12000	18000	24000
SEER2	Btu/W	25.5	24.6	23.5	22.0
EER2	Btu/W	15.0	13.7	12.5	14.0
Heating Capacity	Btu/h	10000	12000	19000	25000
HSPF2-4	Btu/W	12.3	10.7	10.8	10.0
HSPF2-5	Btu/W	9.2	8.1	7.8	7.2
Indoor air flow (Turbo/Hi/Mi/Lo)	CFM	382.35/335.29/229.41/176.47	382.35/335.29/229.41/176.47	635.29/523.53/376.47/305.88	718.82/611.18/414.12/318.82
Indoor noise level (Hi/Mi/Lo)	dB(A)	38/34/23	36/33.5/22.5	46.5/43/32.5	44/39.5/34

## ELECTRICAL PARTS

Power Supply	V~Hz, Ph	208/230~60, 1	208/230~60, 1	208/230~60, 1	208/230~60, 1
Indoor Minimum Circuit (Disconnect)	A	3.0	3.0	3.0	3.0
Indoor Maximum Fuse (Breaker)	A	15.0	15.0	15.0	15.0
Outdoor Minimum Circuit (Disconnect)	A	13.0	13.0	19.0	23.0
Outdoor Maximum Fuse (Breaker)	A	15.0	15.0	30.0	30.0

## DIMENSIONS & WEIGHT

Net Dimension	Indoor	inch	33.66 x 9.09 x 11.69	33.66 x 9.09 x 11.69	40.28 x 9.65 x 12.56	47.09 x 10.98 x 14.57
(WxDxH)	Outdoor	inch	30.12 x 11.93 x 21.85	30.12 x 11.93 x 21.85	35.04 x 13.46 x 26.50	37.24 x 16.14 x 31.89
Packing Dimension	Indoor	inch	36.22 x 12.20 x 14.57	36.22 x 12.20 x 14.57	43.11 x 12.80 x 15.75	50.39 x 14.17 x 17.91
(WxDxH)	Outdoor	inch	34.92 x 13.27 x 24.02	34.92 x 13.27 x 24.02	39.17 x 15.67 x 29.13	42.91 x 19.69 x 34.84
Net Weight	Indoor	lbs	22.71	22.93	27.12	43.65
	Outdoor	lbs	63.71	63.71	94.36	124.78
Gross Weight	Indoor	lbs	28.88	28.88	35.71	54.89
	Outdoor	lbs	69.00	69.00	100.97	134.92

## REFRIGERANT & PIPING

Refrigerant R-410A	oz	38.1	38.1	56.44	82.89
Piping Size Liquid Side/Gas Side	inch	1/4"-3/8"	1/4"-1/2"	1/4"-1/2"	3/8"-5/8"

## NATIONAL AVERAGE ANNUAL OPERATING COSTS

Cooling Cost*	\$	47	68	105	144
Heating Cost*	\$	173	192	335	440




\*Data Provided by AHRI





# OLYMPUS HYPER HEAT SERIES

The MRCOOL® Olympus Hyper Heat Series ductless mini-split heat pump is the air comfort system you need to ensure your home stays cost effective and comfortable all year. This system uses hyper-heat technology to ensure efficient and effective heating performance when outdoor temperatures become bitterly cold. This high quality ductless heat pump is energy efficient, packed with great features, and priced to meet most household budgets. It must be professionally installed by a qualified HVAC technician.



JUST ASK  
amazon alexa  
works with the  
Google Assistant

- ✓ Smartphone App
- ✓ Leakage Detection
- ✓ Enhanced Heating

- ✓ Follow Me®
- ✓ Quiet Running
- ✓ Gold Fin® Condenser

- ✓ DC Inverter



# SPECIFICATION

# OLYMPUS HYPER HEAT SERIES

MODEL NO.	Indoor Unit Outdoor Unit	O-09-HP-WMAH-230B O-HH-09-HP-C-230B	O-12-HP-WMAH-230B O-HH-12-HP-C-230B	O-18-HP-WMAH-230B O-HH-18-HP-C-230B	O-24-HP-WMAH-230B O-HH-24-HP-C-230B
-----------	-----------------------------	--	--	--	--

## CAPACITY & PERFORMANCE

Cooling Capacity	Btu/h	9000	12000	18000	24000
SEER2	Btu/W	28.1	25.5	21.5	21.5
EER2	Btu/W	16.2	14.0	12.5	13.0
Heating Capacity	Btu/h	12000	12000	18000	29000
HSPF2-4	Btu/W	11.5	10.4	11.3	11.4
HSPF2-5	Btu/W	9.0	8.0	8.3	9.2
Indoor noise level (Hi/Mi/Lo)	dB(A)	38/33.5/23.5	38/33.5/23.5	46/42/24	46/39/34
Outdoor noise level	(dB(A)	54.5	56	59	62

## ELECTRICAL PARTS

Power Supply	V~Hz, Ph	208/230~60, 1	208/230~60, 1	208/230~60, 1	208/230~60, 1
Indoor Minimum Circuit (Disconnect)	A	3.0	3.0	3.0	3.0
Indoor Maximum Fuse (Breaker)	A	15.0	15.0	15.0	15.0
Outdoor Minimum Circuit (Disconnect)	A	15.0	15.0	20.0	25.0
Outdoor Maximum Fuse (Breaker)	A	15.0	15.0	25.0	35.0

## DIMENSIONS & WEIGHT

Net Dimension (WxDxH)	Indoor	inch	33.66 x 9.09 x 11.69	33.66 x 9.09 x 11.69	40.28 x 9.65 x 12.56	47.09 x 10.98 x 14.57
	Outdoor	inch	31.69 x 12.99 x 21.81	31.69 x 12.99 x 21.81	35.04 x 13.46 x 26.50	37.24 x 16.14 x 31.89
Packing Dimension (WxDxH)	Indoor	inch	36.22 x 12.20 x 14.57	36.22 x 12.20 x 14.57	43.11 x 12.80 x 15.75	50.39 x 14.17 x 17.91
	Outdoor	inch	36.02 x 14.57 x 24.21	36.02 x 14.57 x 24.21	39.17 x 15.67 x 29.13	42.91 x 19.69 x 34.84
Net Weight	Indoor	lbs	22.71	22.93	27.12	43.65
	Outdoor	lbs	74.07	73.63	100.97	134.48
Gross Weight	Indoor	lbs	28.88	28.88	35.71	54.89
	Outdoor	lbs	80.25	79.37	108.03	144.40

## REFRIGERANT & PIPING

Refrigerant R-410A	oz	41.62	41.62	65.26	91.71
Piping Size Liquid Side/Gas Side	inch	1/4"-3/8"	1/4"-1/2"	1/4"-1/2"	3/8"-5/8"



\*Data Provided by AHRI





# OLYMPUS MULTI-ZONE SERIES

The MRCOOL® Olympus is the whole house mini-split solution. The Olympus offers aesthetically pleasing wall mounted and ceiling cassette units in up to 5 zones. This system is meant to be professionally installed by a qualified HVAC technician.



- ✓ Smartphone App\*
- ✓ Multi-Zone Flexibility
- ✓ Follow Me\*

- ✓ Versatile Installation
- ✓ Gold Fin® Condenser
- ✓ Superior Performance

- ✓ DC Inverter
- ✓ Energy Efficient

\*Excluding Cassettes and Ceiling Recessed.

# SPECIFICATION

# OLYMPUS MULTI-ZONE

HEAT PUMP CONDENSER - Outdoor Model		MULTI2-18HP230B	MULTI3-27HP230B	MULTI4-36HP230B	MULTI5-48HP230B
Max Number of Zones	UNIT	2	3	4	5
Power Supply	V~Hz, ph	208/230~60, 1	208/230~60, 1	208/230~60, 1	208/230~60, 1
SEER2	Btu/W	22.9	24.6	23.9	23.4
EER2	Btu/W	13.9	12.7	11.7	12.5
HSPF2-4	Btu/W	10.5	9.3	9.3	8.7
HSPF2-5	Btu/W	8	7.1	7.1	6.8
Minimum Circuit Ampacity	A	18	24.5	25	40
Max. Fuse	A	25	30	40	60
Net Dimensions (WxDxH)	in	35.04 x 13.46 x 26.50	37.24 x 16.14 x 31.89	37.24 x 16.14 x 31.89	37.48 x 16.34 x 52.48
Packaging Dimensions (WxDxH)	in	40.55 x 17.24 x 29.53	42.91 x 19.69 x 34.84	42.91 x 19.69 x 34.84	43.11 x 19.49 x 58.27
Net Weight	lbs	100.31	139.77	169.09	225.53
Outdoor Gross Weight	lbs	108.69	150.57	181.44	256.62

WALL MOUNTED - Indoor Model		O-09-HP-WMAH-230B	O-12-HP-WMAH-230B	O-18-HP-WMAH-230B	O-24-HP-WMAH-230B
Power Supply	V~Hz, Ph	208/230~60, 1	208/230~60, 1	208/230~60, 1	208/230~60, 1
Minimum Circuit Ampacity	A	3	3	3	3
Max. Fuse	A	15	15	15	15
Net Dimensions (WxDxH)	in	32.87 x 7.80 x 11.02	32.87 x 7.80 x 11.02	38.98 x 8.58 x 12.40	46.69 x 10.16 x 13.50
Packaging Dimensions (WxDxH)	in	35.83 x 10.63 x 14.17	35.83 x 10.63 x 13.98	41.93 x 11.81 x 15.75	49.80 x 16.53 x 14.17
Net Weight	lbs	18.51	18.51	25.13	37.70
Gross Weight	lbs	25.4	25.4	34.2	44.09
Piping Size Liquid Side/Gas Side	in	1/4"-3/8"	1/4"-1/2"	1/4"-1/2"	3/8"-5/8"

CEILING CASSETTE - Indoor Model		CASSETTE 12HP-230	CASSETTE 18HP-230	CASSETTE 24HP-230B
Power Supply	V~Hz, ph	208/230v~60Hz, 1ph	208/230v~60Hz, 1ph	208/230v~60Hz, 1ph
Minimum Circuit Ampacity	A	1.3	1.9	2.5
Max. Fuse	A	15	15	15
Net Dimensions (WxDxH)	in	22.44 x 22.44 x 10.24	22.44 x 22.44 x 10.24	33.07 x 33.07 x 8.07
Packaging Dimensions (WxDxH)	in	26.06 x 26.06 x 12.48	26.06 x 26.06 x 12.48	35.43 x 35.43 x 8.86
Net Weight	lbs	35.27	35.71	46.30
Gross Weight	lbs	41.01	46.96	54.23
Piping Size Liquid Side/Gas Side	in	1/4"-1/2"	1/4"-1/2"	3/8"-5/8"

CEILING RECESSED - Indoor Model		DUCT 09HP-230	DUCT 12HP-230	DUCT 18HP-230
Power Supply	V~Hz, Ph	208/230~60, 1	208/230~60, 1	208/230~60, 1
Minimum Circuit Ampacity	A	1.3	1.3	3
Max. Fuse	A	15	15	15
Net Dimensions (WxDxH)	in	27.56 x 19.92 x 7.87	27.56 x 19.92 x 7.87	34.65 x 26.53 x 8.26
Packaging Dimensions (WxDxH)	in	33.85 x 21.25 x 11.22	33.85 x 21.25 x 11.22	42.13 x 28.54 x 11.02
Net Weight	lbs	39.02	39.24	55.34
Gross Weight	lbs	48.28	48.50	67.02
Piping Size Liquid Side/Gas Side	in	1/4"-3/8"	1/4"-1/2"	1/4"-1/2"



\*Data Provided by AHRI





## Package Heat Pump

A MRCOOL<sup>®</sup> packaged heat pump combines high-performance cooling and powerful heating in one convenient, easy-to-install system. These units are competitively priced and operate at 13.44 SEER2 efficiency. A MRCOOL<sup>®</sup> packaged heat pump will be a great solution for tough air comfort problems in a suburban home, commercial office space, condominium, seaside villa, or wherever else you desire.



- ✓ Easy Installation & Service
- ✓ Superior Performance
- ✓ Durable Build & Finish
- ✓ R-410A Refrigerant
- ✓ Antimicrobial Drain Pan
- ✓ Louvered Coil Guard
- ✓ Optional Electric Heat
- ✓ Compact Design

‡ Warranty provides for a total of 10 years of limited warranty coverage (Standard 5-year limited parts warranty plus an additional 5-year limited extended parts warranty; 15-year for heat exchanger where specified). Warranty must be registered online within 60 days of installation to qualify for extended coverage. Unregistered equipment defaults to 5-year coverage

# SPECIFICATION

# PACKAGE HEAT PUMP

MODEL NO.	Unit	MPH241M414A	MPH301M414A	MPH361M414A	MPH421M414A	MPH481M414A	MPH601M414A
Power Supply	V~Hz, Ph	208/230 ~ 60, 1	208/230 ~ 60, 1	208/230 ~ 60, 1	208/230 ~ 60, 1	208/230 ~ 60, 1	208/230 ~ 60, 1
Cooling Capacity	Btu/h	23000	28600	34000	39500	45500	56000
SEER2	Btu/w	13.4	13.4	13.4	13.4	13.4	13.4
EER2	Btu/w	10.6	10.6	10.6	10.6	10.6	10.6
Heating Capacity	Btu/h	21600	25800	32600	40000	47000	58000
HSPF2	Btu/w	6.7	6.7	6.7	6.7	6.7	6.7
Packaging Dimensions (WxDxH)	inch	47.66 x 47.66 x 40.89	47.66 x 47.66 x 40.89	47.66 x 47.66 x 40.89	56.13 x 47.66 x 44.89	56.13 x 47.66 x 44.89	56.13 x 47.66 x 44.89
Packaging Dimensions (WxDxH)	inch	48.75 x 48 x 42.5	48.75 x 48 x 42.5	48.75 x 48 x 42.5	57.25 x 48 x 48	57.25 x 48 x 48	57.25 x 48 x 48
Sound Rating (Hi/Mi/Lo)	dB(A)	78	78	78	78	79	78
Weight	lbs	369	379	388	460	464	503
Refrigerant Type	Type	R-410A	R-410A	R-410A	R-410A	R-410A	R-410A
Refrigerant Charge	lb-oz	86	91	91	167	173	174



\*Data Provided by AHRI

Notes:

---

---

---

---

---

---

---

---

---

---

---

---

---

---

---

---

---

---

---

---

---

---

---

---





## Package Air Conditioner

This 2-5 ton, 208/230 volt, R-410A refrigerant, MRCOOL<sup>®</sup> packaged air conditioner unit has a seasonal energy efficiency rating of 13.4 SEER2, providing maximum comfort cooling. This unit provides cooling-only performance (this is NOT a heat pump).



- ✓ Easy Installation & Service
- ✓ Superior Performance
- ✓ Durable Build & Finish
- ✓ R-410A Refrigerant
- ✓ Antimicrobial Drain Pan
- ✓ Louvered Coil Guard
- ✓ System Protection
- ✓ Compact Design

† Warranty provides for a total of 10 years of limited warranty coverage (Standard 5-year limited parts warranty plus an additional 5-year limited extended parts warranty; 15-year for heat exchanger where specified). Warranty must be registered online within 60 days of installation to qualify for extended coverage. Unregistered equipment defaults to 5-year coverage





## Package Gas Electric

The MRCOOL<sup>®</sup> Gas and Electric Packaged Unit combines a high performance 13.4 SEER2 air conditioner with a powerful gas furnace to deliver the best air comfort possible in all weather conditions. Like all MRCOOL<sup>®</sup> products, this hybrid system is competitively priced, suitable for residential or commercial installation, and will run smoothly for years to come.



- ✓ Easy Installation & Service
- ✓ Quiet Running
- ✓ Durable Build & Finish
- ✓ R-410A Refrigerant
- ✓ Optional LP Kit
- ✓ Multi-Position Application
- ✓ 81% AFUE
- ✓ Compact Design

‡ Warranty provides for a total of 10 years of limited warranty coverage (Standard 5-year limited parts warranty plus an additional 5-year limited extended parts warranty; 15-year for heat exchanger where specified). Warranty must be registered online within 60 days of installation to qualify for extended coverage. Unregistered equipment defaults to 5-year coverage







## R-410A Multi-Position Cased Evaporator Coils

Our efficient and durable Cased Evaporator Coils provide the best solution for heat pumps and air conditioners for fast and flexible application. This Signature Series coil, when appropriately paired with a MRCOOL® Signature Series condenser and gas furnace or modular blower, can achieve efficiency ratings of up to 16 SEER.



- ✓ Flexible Installation
- ✓ Superior Performance
- ✓ Durable Build & Finish
- ✓ R-410A Refrigerant
- ✓ Multi-Position Application
- ✓ CoolGuard® Corrosion Resistant Coil
- ✓ Energy Efficient
- ✓ Compact Design

‡Warranty provides for a total of 10 years of limited warranty coverage (Standard 5-year limited parts warranty plus an additional 5-year limited extended parts warranty; 15-year for heat exchanger where specified). Warranty must be registered online within 60 days of installation to qualify for extended coverage. Unregistered equipment defaults to 5-year coverage.

# SPECIFICATION

# MULTI-POSITION CASED EVAPORATOR COILS

MODEL NO.	Unit	MCDP0018ANPA	MCDP0024ANPA	MCDP0024BNPA	MCDP3036ANPA	MCDP3036BNPA	MCDP3036CNPA	MCDP0048BNPA	MCDP0048CNPA
Capacity	Btu/h	18000	24000	24000	36000	36000	36000	48000	48000
Indoor Dimension: (WxDxH)	inch	17.5x26.12x14.12	17.5x26.12x14.12	17.5x26.12x14.12	17.5x26.12x16.12	17.5x26.12x16.12	21 x 26.12 x 16.12	21 x 26.12 x 20	21 x 26.12 x 20
Refrigerant Type:		R-410A	R-410A	R-410A	R-410A	R-410A	R-410A	R-410A	R-410A
Liquid Side/ Suction Side	inch	3/8"-7/8"	3/8"-7/8"	3/8"-7/8"	3/8"-7/8"	3/8"-7/8"	3/8"-7/8"	3/8"-7/8"	3/8"-7/8"
Gross Weight	lbs	44	44	49	58	57	60	72	71

MODEL NO.	Unit	MCDP5060CNPA	MCDP0060DNPA	MCHP24ANPA	MCHP24BNPA	MCHP30ANPA	MCHP30BNPA	MCHP36BNPA	MCHP48BNPA
Capacity	Btu/h	60000	60000	24000	24000	30000	30000	36000	48000
Indoor Dimension: (WxDxH)	inch	24.5 x 26.12 x 23.62	24.5 x 26.12 x 23.62	21.5 x 26.5 x 14.5	21.5 x 26.5 x 17.5	21.5 x 31.5 x 14.5	21.5 x 26.5 x 17.5	21.5 x 26.5 x 17.5	21.5 x 31.5 x 17.5
Refrigerant Type:		R-410A	R-410A	R-410A	R-410A	R-410A	R-410A	R-410A	R-410A
Liquid Side/ Suction Side	inch	3/8"-7/8"	3/8"-7/8"	3/8"-7/8"	3/8"-7/8"	3/8"-7/8"	3/8"-7/8"	3/8"-7/8"	3/8"-7/8"
Gross Weight	lbs	85	84	45	49	55	53	48	60

MODEL NO.	Unit	MCHP48CNPA	MCHP51CNPA	MCHP60DNPA	MCVP24ANPA	MCVP24BNPA	MCVP30ANPA	MCVP30BNPA	MCVP36BNPA
Capacity	Btu/h	48000	51000	60000	24000	24000	30000	30000	36000
Indoor Dimension: (WxDxH)	inch	21.5 x 26.5 x 21	21.5 x 31.5 x 21	21.5 x 31.5 x 24.5	14.5 x 21 x 18.5	17.5 x 21 x 18.5	14.5 x 21 x 22.5	17.5 x 21 x 22.5	17.5 x 21 x 24.5
Refrigerant Type:		R-410A	R-410A	R-410A	R-410A	R-410A	R-410A	R-410A	R-410A
Liquid Side/ Suction Side	inch	3/8"-7/8"	3/8"-7/8"	3/8"-7/8"	3/8"-3/4"	3/8"-3/4"	3/8"-3/4"	3/8"-3/4"	3/8"-3/4"
Gross Weight	lbs	59	69	78	38	43	45	50	50

MODEL NO.	Unit	MCVP48BNPA	MCVP48CNPA	MCVP49CNPA	MCVP60CNPA	MCVP60DNPA
Capacity	Btu/h	48000	48000	49000	60000	60000
Indoor Dimension: (WxDxH)	inch	17.5 x 21 x 27.5	21 x 21 x 27.5	21 x 22 x 29.5	21 x 22 x 31.5	24.5 x 21 x 29.5
Refrigerant Type:		R-410A	R-410A	R-410A	R-410A	R-410A
Liquid Side/ Suction Side	inch	3/8"-7/8"	3/8"-7/8"	3/8"-7/8"	3/8"-7/8"	3/8"-7/8"
Gross Weight	lbs	55	60	70	73	72



\*Data provided by AHRI

Notes:

---



---



---



---



---





# 80% AFUE Gas Furnace

When harsh winter weather strikes, nothing compares to the warmth and safety a powerful and reliable gas furnace can provide. The MRCOOL® single stage 80% AFUE gas furnace is one of the best on the market.



- ✓ Quiet Running
- ✓ Superior Performance
- ✓ Durable Build & Finish
- ✓ Optional LP Kit
- ✓ Multi-Position Application
- ✓ 80% AFUE
- ✓ Energy Efficient
- ✓ Compact Design

‡Registered Warranty provides for a total of 10 years of limited warranty coverage (Standard 5-year limited parts warranty plus an additional 5-year limited extended parts warranty; Lifetime heat exchanger warranty when registered). Warranty must be registered online within 60 days of installation to qualify for extended coverage. Unregistered equipment defaults to 5-year coverage.

# SPECIFICATION

# GAS FURNACE - 80% AFUE

UPFLOW HORIZONTAL MODEL NO	Unit	MGM80SE045A3A	MGM80SE070B3A	MGM80SE090B4A	MGM80SE090C5A	MGM80SE110C5A	MGM80SE135D5A	
Power Supply	V~Hz, Ph	120~60, 1	120~60, 1	120~60, 1	120~60, 1	120~60, 1	120~60, 1	
Natural Gas	Input	Btu/h	44,000	66,000	88,000	88,000	110,000	132,000
	Output	Btu/h	36,000	53,800	72,000	72,000	90,000	107,000
Blower Size	inch	10 x 8	10 x 10	10 x 10	11.5 x 10	11.5 x 10	11 x 11	
Temp. Rise Range	°F	15-45	40-70	35-65	30-60	35-65	30-60	
Cabinet Size (WxDxH)	inch	14.5 x 28.375 x 33	17.5 x 28.375 x 33	17.5 x 28.375 x 33	21 x 28.375 x 33	21 x 28.375 x 33	24.5 x 28.375 x 33	
Motor	HP	1/2	1/2	3/4	1	1	1	
Max Airflow Rate (0.5ESP)	CFM	1230	1245	1615	2060	2025	2240	
Motor Speeds		5 speed	5 speed	5 speed	5 speed	5 speed	5 speed	
Gas Type		NG (LP w/kit)	NG (LP w/kit)	NG (LP w/kit)	NG (LP w/kit)	NG (LP w/kit)	NG (LP w/kit)	
Gas Connection Size	inch	1/2	1/2	1/2	1/2	1/2	1/2	
Gross Weight	lbs	111	127	142	152	160	178	

DOWNFLOW	Unit	MGD80SE045A3A	MGD80SE070B3A	MGD80SE090B4A	MGD80SE110C5A	
Power Supply	V~Hz, Ph	120~60, 1	120~60, 1	120~60, 1	120~60, 1	
Natural Gas	Input	Btu/h	44,000	66,000	88,000	110,000
	Output	Btu/h	36,000	54,000	72,000	90,000
Blower Size	inch	10 x 8	10 x 10	10 x 10	11.5 x 10	
Temp. Rise Range	°F	15-45	30-60	30-60	30-60	
Cabinet Size (WxDxH)	inch	14.5 x 28.375 x 33	17.5 x 28.375 x 33	17.5 x 28.375 x 33	21 x 28.375 x 33	
Motor	HP	1/2	1/2	3/4	1	
*Airflow Rate (0.5ESP)	CFM	1275	1280	1570	2165	
Motor Speeds		5 speed	5 speed	5 speed	5 speed	
Gas Type		NG (LP w/optional kit)	NG (LP w/optional kit)	NG (LP w/optional kit)	NG (LP w/optional kit)	
Gas Connection Size	inch	1/2	1/2	1/2	1/2	
Gross Weight	lbs	113	128	140	160	



\*Data provided by AHRI

Notes:

---



---



---



---



---



---



---





# 96% AFUE

---

## Gas Furnace

When harsh winter weather strikes, nothing compares to the warmth and safety a powerful and reliable gas furnace can provide. The MRCOOL<sup>®</sup> 95% AFUE gas furnace is very fuel-efficient, making it a great option for those who value energy savings.



- ✓ Quiet Running
- ✓ Superior Performance
- ✓ Durable Build & Finish
- ✓ Optional LP Kit
- ✓ Multi-Position Application
- ✓ 95% AFUE
- ✓ Energy Efficient
- ✓ Compact Design

‡Registered Warranty provides for a total of 10 years of limited warranty coverage (Standard 5-year limited parts warranty plus an additional 5-year limited extended parts warranty; Lifetime heat exchanger warranty when registered). Warranty must be registered online within 60 days of installation to qualify for extended coverage. Unregistered equipment defaults to 5-year coverage.

# SPECIFICATION

# GAS FURNACE - 96% AFUE

UPFLOW HORIZONTAL	Unit	MGM96SE045B3XA	MGM96SE070B3XA	MGM96SE090C4XA	MGM96SE110C5XA	MGM96SE135D5XA	
Power Supply	V~Hz, Ph	120~60, 1	120~60, 1	120~60, 1	120~60, 1	120~60, 1	
Natural Gas	Input	Btu/h	44,000	66,000	88,000	110,000	132,000
	Output	Btu/h	42,800	63,900	85,600	107,200	127,000
Blower Size	inch	10 x 8	10 x 8	10 x 10	11.5 x 10	11.5 x 10	
Temp. Rise Range	°F	35-65	35-65	50-80	45-75	45-75	
Cabinet Size (WxDxH)	inch	17.5 x 29 x 33	17.5 x 29 x 33	21 x 29 x 33	21.5 x 29 x 33	24.5 x 29 x 33	
Motor	HP	1/2	1/2	3/4	1	1	
Max CFM @ 0.5ESP	CFM	1315	1315	1615	2045	2230	
Motor Speeds		5 speed	5 speed	5 speed	5 speed	5 speed	
Gas Type		NG (Natural Gas)	NG (Natural Gas)	NG (Natural Gas)	NG (Natural Gas)	NG (Natural Gas)	
Gas Connection Size	inch	1/2	1/2	1/2	1/2	1/2	
Gross Weight	lbs	124	129	152	164	174	

# SPECIFICATION

DOWNFLOW	Unit	MGD96SE045B3XA	MGD96SE070B4XA	MGD96SE090C4XA	MGD96SE110C5XA	
Power Supply	V~Hz, Ph	120~60, 1	120~60, 1	120~60, 1	120~60, 1	
Natural Gas	Input	Btu/h	44,000	66,000	88,000	110,000
	Output	Btu/h	42,000	64,000	86,000	108,000
Blower Size	inch	10 x 8	11.5 x 10	10 x 10	11 x 11	
Temp. Rise Range	°F	30-60	35-65	50-80	40-70	
Cabinet Size (WxDxH)	inch	17.5 x 29 x 33	17.5 x 29 x 33	21 x 29 x 33	21 x 29 x 33	
Motor	HP	1/2	3/4	3/4	1	
Airflow Rate (0.5ESP)	CFM	1245	1560	1590	1935	
Motor Speeds		5 speed	5 speed	5 speed	5 speed	
Gas Type		NG (Natural Gas)	NG (Natural Gas)	NG (Natural Gas)	NG (Natural Gas)	
Gas Connection Size	inch	1/2	1/2	1/2	1/2	
Gross Weight	lbs		126	139	154 162	



\*Data provided by AHRI

Notes:

---



---



---



---



---



---





# Electric Furnace Modular Air System

The MRCOOL® Multi-Position Modular Blower is built for reliability and designed to deliver dependable comfort. The electronically commutated motor (ECM) delivers consistent airflow throughout the seasons, allowing you to stay comfortable all year long.



- ✓ Mobile Home Approved
- ✓ Multi-Position Application
- ✓ Compact Design
- ✓ R-410A Refrigerant
- ✓ Superior Performance
- ✓ Durable Build & Finish
- ✓ Energy Efficient

†Warranty provides for a total of 10 years of limited warranty coverage (Standard 5-year limited parts warranty plus an additional 5-year limited extended parts warranty; 15-year for heat exchanger where specified). Warranty must be registered online within 60 days of installation to qualify for extended coverage. Unregistered equipment defaults to 5-year coverage.







## PRODIRECT® Series

### 14.3 SEER2 Condenser

The MRCOOL® ProDirect® Series Condenser will deliver the reliable air comfort you seek at a price you can afford. This 14.3 SEER2 performance unit relies on R-410A refrigerant for eco-friendly and safe performance. Plus, the GoldFin® corrosion protection ensures this investment is one that will pay off for years to come.



- ✓ R-410A Refrigerant
- ✓ Motor & Blower
- ✓ Goldfin® Corrosion Protection
- ✓ Painted Galvanized Steel
- ✓ Protected Coils
- ✓ 1.5-3 Ton Condenser = Rotary Compressor
- ✓ Easy Installation
- ✓ 24v Low Voltage Control
- ✓ 3.5-5 Ton = Scroll Compressor

‡ Warranty provides for a total of 10 years of limited warranty coverage (Standard 5-year limited parts warranty plus an additional 5-year limited extended parts warranty; 15-year for heat exchanger where specified). Warranty must be registered online within 60 days of installation to qualify for extended coverage. Unregistered equipment defaults to 5-year coverage

# SPECIFICATION

# COOLING ONLY

MODEL NO.	Unit	HAC15018	HAC15024	HAC15030	HAC15036	HAC15042	HAC15048	HAC15060
-----------	------	----------	----------	----------	----------	----------	----------	----------

## CAPACITY & PERFORMANCE

Cooling	Capacity	Btu/h	17600	23600	28000	33000	39000	47000	56000
	SEER2	Btu/h.W	14.3	14.3	14.3	14.3	14.3	13.8	13.8
	EER2	Btu/h.W	11.7	11.7	11.7	11.7	11.7	11.2	11.2
Outdoor Airflow	CFM	1780	1990	3350	3350	3820	3820	3820	

## ELECTRICAL PARTS

Power Supply	V~Hz,ph	208/230~60,1	208/230~60,1	208/230~60,1	208/230~60,1	208/230~60,1	208/230~60,1	208/230~60,1	
Compressor	Rated Load	A	6.1	8.7	10.2	11.9	15.2	17.3	21
	Locked Rotor	A	33	44	56	60	112	108	128
Fan Motor	Input	W	145	178	178	207	207	510	510
	Output	W	200	200	200	200	200	200	200
	Speed	RPM	850	950	950	950	1050	1050	1050

## DIMENSIONS & WEIGHT

Outdoor Unit	Dimension (WxHxD)	inch	21.8 x 25 x 21.8	21.8 x 25.9 x 21.8	29.14 x 25 x 29.14	29.1 x 25 x 29.1	29.1 x 32.87 x 29.1	29.1 x 32.87 x 29.1	29.1 x 32.87 x 29.1
	Packing (WxHxD)	inch	22.6 x 25.9 x 22.6	22.6 x 25.9 x 22.6	29.9 x 25.9 x 29.9	29.9 x 25.9 x 29.9	29.9 x 34.4 x 29.9	29.9 x 34.4 x 29.9	29.9 x 34.4 x 29.9
	Weight	lbs	122	123	152	152	187	188	207

## REFRIGERANT & PIPING

Refrigerant Charge	oz	84.65	98.76	111.11	112.87	137.56	144.62	185.18
Liquid Side	inch	3/8"	3/8"	3/8"	3/8"	3/8"	3/8"	3/8"
Gas Side	inch	3/4"	3/4"	3/4"	3/4"	3/4"	7/8"	7/8"

# SPECIFICATION

# HEAT PUMP

MODEL NO.	Unit	HHP15018	HHP15024	HHP15030	HHP15036	HHP15042	HHP15048	HHP15060
-----------	------	----------	----------	----------	----------	----------	----------	----------

## CAPACITY & PERFORMANCE

Cooling	Capacity	Btu/h	18000	23000	28000	33300	39000	47600	54500
	SEER2	Btu/h.W	14.3	14.3	14.3	14.3	14.3	14.3	14.3
	EER2	Btu/h.W	11.7	11.7	11.7	11.7	11.7	11.2	11.2
Heating	Capacity	Btu/h	17700	21300	28400	32700	42600	48300	57200
	HSPF2	Btu/h.W	7.5	7.5	7.5	7.5	7.5	7.5	7.5
Outdoor Airflow	CFM	1780	3350	3350	3350	3820	3820	3820	

## ELECTRICAL PARTS

Power Supply	V~Hz,ph	230v~60Hz,1ph	230v~60Hz,1ph	230v~60Hz,1ph	230v~60Hz,1ph	230v~60Hz,1ph	230v~60Hz,1ph	230v~60Hz,1ph	230v~60Hz,1ph
Compressor	Rated Load	A	6.1	8.7	10.2	11.9	15.2	17.3	21
	Locked Rotor	A	33	44	56	60	112	108	128
Fan Motor	Input	W	145	178	178	207	207	510	510
	Output	W	200	200	200	200	200	200	200
	Speed	RPM	850	950	950	950	1050	1050	1050

## DIMENSIONS & WEIGHT

Outdoor Unit	Dimension (WxHxD)	inch	21.8 x 25 x 21.8	29.1 x 25 x 29.1	29.1 x 25 x 29.1	29.1 x 25 x 29.1	29.1 x 32.87 x 29.1	29.1 x 32.87 x 29.1	29.1 x 32.87 x 29.1
	Packing (WxHxD)	inch	23.4 x 26.1 x 23.4	23.4 x 26.1 x 23.4	23.4 x 26.1 x 23.4	30.1 x 26.1 x 30.1	30.1 x 34.5 x 30.1	30.1 x 34.5 x 30.1	30.1 x 34.5 x 30.1
	Weight	lbs	104	121	152	156	207	207	222

## REFRIGERANT & PIPING

Refrigerant Charge/R410A	oz	91.71	95.24	110.24	123.46	148.15	162.26	186.95
Liquid Side	inch	3/8"	3/8"	3/8"	3/8"	3/8"	3/8"	3/8"
Gas Side	inch	3/4"	3/4"	3/4"	3/4"	3/4"	7/8"	7/8"





## PRODIRECT® Series

# 14.3 SEER2 Split System Air Handler

The MRCOOL® ProDirect® 1.5 Ton Split System Air Handler can provide reliable 14.3 SEER2 efficiency through the seasons for many years to come. This unit uses an effective 3-speed blower to consistently give you the comfort you need every day. With a MRCOOL® air handler, you can rest easy.



- ✓ R-410A Refrigerant
- ✓ Painted Galvanized Steel
- ✓ Removable Filter
- ✓ Motor & Blower
- ✓ Durable Build & Finish
- ✓ Multi-Position Installation
- ✓ Optional Heating Kit Available
- ✓ Low Noise
- ✓ Brushless DC Motor

‡ Warranty provides for a total of 10 years of limited warranty coverage (Standard 5-year limited parts warranty plus an additional 5-year limited extended parts warranty; 15-year for heat exchanger where specified). Warranty must be registered online within 60 days of installation to qualify for extended coverage. Unregistered equipment defaults to 5-year coverage





# geocool<sup>®</sup> Inverter Series

Reliable energy-saving comfort.



## Up to 70 EER DC Inverter Geothermal Heat Pump

Embrace comfort with the GeoCool<sup>®</sup> all DC Inverter Technology. Equipped with a high-precision Electronic Expansion Valve, allowing for more accurate temperature control while also keeping the utility bill down.

The flexibility of four independent modules makes it easy to meet the installation requirements of different air outlet methods and applications. Space constraints are less of an issue when a custom built layout is an option!

For a long term solution with lower maintenance costs, design your own GeoCool<sup>®</sup> Inverter Series Geothermal unit.



## Most Efficient 2024

[www.energystar.gov](http://www.energystar.gov)

# AVAILABLE NOW!

- ✓ All DC Inverter
- ✓ High-Precision Electronic Expansion Valve (EEV)
- ✓ Co-Axial Copper-Nickel Coil Heat Exchanger

- ✓ Durable Build & Finish
- ✓ Multi-Position Installation
- ✓ Low Noise







**A-Coil Module  
GCSAM060GN**

Net Cabinet  
Dimensions:

- A: 24.81" (630mm)**
- B: 22.43" (570mm)**
- C: 30.87" (785mm)**

Net Weight:  
**124.58 Lbs (56.5Kg)**




**Compressor Module  
GCSHPM060IN**

Net Cabinet  
Dimensions:

- A: 24.81" (630mm)**
- B: 22.43" (570mm)**
- C: 24.43" (620mm)**

Net Weight:  
**231.53 Lbs (105Kg)**



**Blower Module  
GCSBLM014**

Net Cabinet  
Dimensions:

- A: 24.81" (630mm)**
- B: 22.43" (570mm)**
- C: 19.12" (485mm)**

Net Weight:  
**79.38 Lbs (36Kg)**




**Return Air Box Module  
GCSAR048060**

Net Cabinet  
Dimensions:

- A: 24.81" (630mm)**
- B: 22.43" (570mm)**
- C: 14.56" (370mm)**

Net Weight:  
**36.38 Lbs (16.5Kg)**



### GeoCool® No-Vac Pre-Charged Line Sets

The pre-charged, GeoCool® No-Vac Line Sets, designed specifically for the Vertical Upflow configuration with or without Return Air Box and the Vertical Downflow configuration, allow for easy and fast installation.

**A GCNV-VU00-3834**

Dimensions (LxW):  
**39.195" x 12.55" (995.53 x 319mm)**

Net Weight:  
**5.8 Lbs (2637g)**

**B GCNV-VUAB-3834**

Dimensions (LxW):  
**53.131" x 12.55" (1349.53 x 319mm)**

Net Weight:  
**6.48 Lbs (29420g)**

**C GCNV-VD00-3834**

Dimensions (LxW):  
**57.695" x 12.55" (1465.53 x 319mm)**

Net Weight:  
**6.7 Lbs (3040g)**





**GeoCool® Vertical Downflow with pre-charged GeoCool Quick Connect Line Set**

- ❶ A-Coil Module: **GCSCAM060GN**
- ❷ Blower Module: **GCSBLM014**
- ❸ Compressor: **GCSHPM060IN**
- ❹ GeoCool No-Vac Vertical Downflow w/o Air Box 3/8 3/4 Prechg. Lineset: **GCVN-VD00-3834**



**GeoCool® Vertical Upflow with pre-charged GeoCool Quick Connect Line Set**

- ❶ Blower Module: **GCSBLM014**
- ❷ A-Coil Module: **GCSCAM060GN**
- ❸ Compressor: **GCSHPM060IN**
- ❹ GeoCool No-Vac Vertical Upflow w/o Air Box 3/8 3/4 Prechg. Lineset: **GCVN-VU00-3834**



**GeoCool® Vertical Upflow with Return Air Box and pre-charged GeoCool Quick Connect Line Set**

- ❶ Blower Module: **GCSBLM014**
  - ❷ A-Coil Module: **GCSCAM060GN**
  - ❸ Return Air Box Module: **GCSAR048060**
  - ❹ Compressor: **GCSHPM060IN**
- GeoCool No-Vac Vertical Upflow w/ Air Box 3/8 3/4 Prechg. Lineset: **GCVN-VUAB-3834**

**SPECIFICATIONS\***

\*Specifications are preliminary and subject to change.

MODEL	LOAD	FLUID FLOW (GPM)	OPEN LOOP				CLOSED LOOP					
			AIRFLOW (COOLING CFM)	AIRFLOW (HEATING CFM)	CAPACITY (BTU/HR)	EER	COOLING CAPACITY (BTU/HR)	EER	HEATING CAPACITY (BTU/HR)	COP		
<b>4 TON</b>	FULL	7.93	1400	1765	50500	27	48000	4.2	46500	18.29	40000	3.4
	PART	7.93	810	1050	13300	70.97	11000	6.2	14500	48.79	9800	5.1
<b>5 TON</b>	FULL	7.93	1400	1765	62000	21.39	55000	3.7	55600	14.4	45000	3.2
	PART	7.93	810	1050	13300	70.97	11000	5.9	14500	48.79	9800	5.1


ALL RATINGS BASED ON 208V / 60Hz / 1ph. HEATING CAPACITIES BASED ON 68.0°F DB / 59.0°F WB ENTERING AIR TEMPERATURE. COOLING CAPACITIES BASED ON 80.6°F DB / 66.2°F WB ENTERING AIR TEMPERATURE.

## GeoCool® Vertical Split System with Return Air Box and MRCOOL Pre-Charged Line Set

If limited access is a constraint in your space, a Vertical Split system may be the ideal configuration. A Vertical Split configuration would include a stand-alone Compressor Module, separate from the A-coil Module, Blower Module, and Return Air Box.

This system would require the use of the MRCOOL No-Vac Quick Connect line set. MRCOOL offers multiples lengths for various application requirements.\*

*To build this configuration, all items will need to be selected and purchased individually.*



From top to bottom, this configuration includes the following units:

- ❶ Blower Module: **GCSBLM014**
- ❷ A-Coil Module: **GCSCAM060GN**
- ❸ Return Air Box Module: **GCSAR048060**
- ❹ Compressor: **GCSHPM060IN**

MRCOOL No-Vac Quick Connect line set:  
**NVXX-3834**

*\*Refer to MRCOOL Pre-Charged Line Sets for selection.*

## GeoCool® Horizontal Split System with MRCOOL Pre-Charged Line Set

If there is limited access to a space, a Horizontal Split system may be the choice. This split configuration would include a stand-alone Compressor Module, separate from the A-coil Module and Blower Module in a horizontal orientation.

This system would require the use of the MRCOOL® No-Vac Quick Connect line set. MRCOOL® offers multiples lengths for various application requirements.\*

*To build this configuration, all items will need to be selected and purchased individually.*

From left to right, this configuration includes the following units:

- ❶ Blower Module: **GCSBLM014**
- ❷ A-Coil Module: **GCSCAM060GN**
- ❸ Compressor: **GCSHPM060IN**
- ❹ MRCOOL No-Vac Quick Connect line set: **NVXX-3834**

*\*Refer to MRCOOL Pre-Charged Line Sets for selection.*



*\*All modules must be selected individually based on the desired configuration. Currently, there is not a model number for an entire system. The Vertical Upflow (with or without the return air box) and Vertical Downflow configurations have line sets designed for each system. Split Systems will require the user to select and purchase a MRCOOL Universal No-Vac line set based on the distance required for the application.*

*Refer to your dealer to purchase the additional, required accessories to complete a full geothermal system.*





# Up to 35 EER Geothermal Heat Pump

Our GeoCool® geothermal heat pump can provide you and your home with ultimate comfort and performance. This compact, eco-friendly product is an easy-to-install unit that uses chlorine-free and non-depleting R-410A refrigerant that provides energy savings and reduces air pollution.

+ complete install kits available




- ✓ R-410A Refrigerant
- ✓ Painted Galvanized Steel
- ✓ Removable Filter
- ✓ Motor & Blower
- ✓ Durable Build & Finish
- ✓ Multi-Position Installation
- ✓ Optional Heating Kit Available
- ✓ Low Noise



† Warranty provides for a total of 10 years of limited warranty coverage (Standard 5-year limited parts warranty plus an additional 5-year limited extended parts warranty; 15-year for heat exchanger where specified). Warranty must be registered online within 60 days of installation to qualify for extended coverage. Unregistered equipment defaults to 5-year coverage



# GEOHERMAL HEAT PUMP | DOWNFLOW



GCHPDO\*TG TAN\*

## DIMENSIONAL DATA

MODEL	CABINET	RETURN		GROUND LOOP		DESUPERHEATER		CONDENSATE	WEIGHT
		A x B x C	D x E	FILTER SIZE	F	G	H		
2 TON	DOWNFLOW 25.75 x 32.00 x 56.00	26 x 28	28 x 30	35.88	47.94	35.275	43.525	3.75	325*/335** LBS
3 TON	DOWNFLOW 25.75 X 32.00 X 56.00	26 x 28	28 x 30	35.88	51.25	35.275	43.525	3.75	350*/360** LBS
4 TON	DOWNFLOW 25.75 X 32.00 X 60.00	30 X 28	32 X 30	39.88	55.13	39.275	47.525	3.75	380*/390** LBS
5 TON	DOWNFLOW 25.75 X 32.00 X 64.00	34 X 28	36 X 30	43.88	60.50	43.275	51.525	3.75	415*/425** LBS

GROUND LOOP CONNECTIONS: 1" FPT / DESUPERHEATER CONNECTIONS: 3/4" FPT / CONDENSATE: 3/4" FPT  
 FILTER RACK WIDTH IS 3". ("A" DIMENSION DOES NOT INCLUDE FILTER BACK WIDTH)

\*UNIT WEIGHT NO DHW

\*\*UNIT WEIGHT WITH DESUPERHEATER

## PERFORMANCE RATINGS

MODEL	LOAD	FLUID FLOW (GPM)	AIRFLOW (COOLING CFM)	AIRFLOW (HEATING CFM)	OPEN LOOP (GROUND WATER HEAT PUMP)				CLOSED LOOP (GROUND LOOP HEAT PUMP)			
					COOLING		HEATING		COOLING		HEATING	
					Entering Water Temperature 59°F	EER	Capacity (BTU/HR)	COP	Entering Brine Temperature Full Load: 77°F / Part Load: 68°F	EER	Capacity (BTU/HR)	COP
2 TON	FULL	8.0	1000	950	29,000	27.4	25,700	5.4	27,000	20.7	19,900	4.2
	PART	7.0	850	800	23,000	36.5	19,000	5.5	21,900	29.1	16,500	4.7
3 TON	FULL	9.0	1350	1300	43,000	27.2	38,000	5.3	39,000	20.6	29,000	4.4
	PART	8.0	1150	1100	33,000	35.7	27,500	5.6	30,300	29.0	24,000	4.8
4 TON	FULL	12.0	1850	1750	56,000	26.0	50,000	4.9	50,000	19.2	39,400	4.0
	PART	11.0	1550	1500	41,000	33.0	34,500	5.0	38,000	27.0	30,000	4.5
5 TON	FULL	15.0	2300	2200	72,500	24.0	64,500	4.9	66,500	17.5	50,500	4.0
	PART	14.0	1950	1850	55,200	31.0	47,000	5.2	53,400	26.0	41,000	4.6

ALL RATINGS BASED ON 208V / 60Hz / 1ph

HEATING CAPACITIES BASED ON 68.0°F DB / 59.0°F WB ENTERING AIR TEMPERATURE

COOLING CAPACITIES BASED ON 80.6°F DB / 66.2°F WB ENTERING AIR TEMPERATURE

# GEOHERMAL HEAT PUMP | VERTICAL



GCHPVO\* TGTAN\*

## DIMENSIONAL DATA

MODEL	CABINET	RETURN		GROUND LOOP		DESUPERHEATER		CONDENSATE	WEIGHT	
		A x B x C	D x E	FILTER SIZE	F	G	H			I
2 TON	VERTICAL	25.75 X 32.00 X 44.00	26 x 28	28 x 30	3.00	15.06	2.40	10.65	13.145	325*/335** LBS
3 TON	VERTICAL	25.75 X 32.00 X 44.00	26 x 28	28 x 30	3.00	18.38	2.40	10.65	13.145	350*/360** LBS
4 TON	VERTICAL	25.75 X 32.00 X 48.00	30 X 28	32 X 30	3.00	18.25	2.40	10.65	13.145	380*/390** LBS
5 TON	VERTICAL	25.75 X 32.00 X 52.00	34 X 28	36 X 30	3.00	19.63	2.40	10.65	13.145	415*/425** LBS

GROUND LOOP CONNECTIONS: 1" FPT / DESUPERHEATER CONNECTIONS: 3/4" FPT / CONDENSATE: 3/4" FPT  
 FILTER RACK WIDTH IS 3". ("A" DIMENSION DOES NOT INCLUDE FILTER BACK WIDTH)

\*UNIT WEIGHT NO DHW

\*\*UNIT WEIGHT WITH DESUPERHEATER

## PERFORMANCE RATINGS


MODEL	LOAD	FLUID FLOW (GPM)	AIRFLOW (COOLING CFM)	AIRFLOW (HEATING CFM)	OPEN LOOP (GROUND WATER HEAT PUMP)				CLOSED LOOP (GROUND LOOP HEAT PUMP)			
					COOLING		HEATING		COOLING		HEATING	
					Capacity (BTU/HR)	EER	Capacity (BTU/HR)	COP	Capacity (BTU/HR)	EER	Capacity (BTU/HR)	COP
2 TON	FULL	8.0	1000	950	29,000	27.4	25,700	5.4	27,000	20.7	19,900	4.2
	PART	7.0	850	800	23,000	36.5	19,000	5.5	21,900	29.1	16,500	4.7
3 TON	FULL	9.0	1350	1300	43,000	27.2	38,000	5.3	39,000	20.6	29,000	4.4
	PART	8.0	1150	1100	33,000	35.7	27,500	5.6	30,300	29.0	24,000	4.8
4 TON	FULL	12.0	1850	1750	56,000	26.0	50,000	4.9	50,000	19.2	39,400	4.0
	PART	11.0	1550	1500	41,000	33.0	34,500	5.0	38,000	27.0	30,000	4.5
5 TON	FULL	15.0	2300	2200	72,500	24.0	64,500	4.9	66,500	17.5	50,500	4.0
	PART	14.0	1950	1850	55,200	31.0	47,000	5.2	53,400	26.0	41,000	4.6

ALL RATINGS BASED ON 208V / 60Hz / 1ph

HEATING CAPACITIES BASED ON 68.0°F DB / 59.0°F WB ENTERING AIR TEMPERATURE

COOLING CAPACITIES BASED ON 80.6°F DB / 66.2°F WB ENTERING AIR TEMPERATURE

# GEOHERMAL HEAT PUMP | HORIZONTAL



GCHPDO\*TG TAN\*

## DIMENSIONAL DATA

MODEL	CABINET	RETURN		GROUND LOOP		DESUPERHEATER		CONDENSATE	WEIGHT
		A x B x C	D x E	FILTER SIZE	F	G	H		
2 TON	HORIZONTAL 25.75 X 51.00 X 23.125	18 x 35	20 x 37	3.00	15.06	2.40	10.65	1.75	325*/335** LBS
3 TON	HORIZONTAL 25.75 X 51.00 X 23.125	18 x 35	20 x 37	3.00	18.38	2.40	10.65	1.75	350*/360** LBS
4 TON	HORIZONTAL 25.75 X 56.00 X 23.125	18 X 40	20 X 42	3.00	18.25	2.40	10.65	1.75	380*/390** LBS
5 TON	HORIZONTAL 25.75 X 61.00 X 23.125	18 X 45	20 X 47	3.00	19.63	2.40	10.65	1.75	415*/425** LBS

GROUND LOOP CONNECTIONS: 1" FPT / DESUPERHEATER CONNECTIONS: 3/4" FPT / CONDENSATE: 3/4" FPT  
 FILTER RACK WIDTH IS 3". ("A" DIMENSION DOES NOT INCLUDE FILTER BACK WIDTH)

\*UNIT WEIGHT NO DHW

\*\*UNIT WEIGHT WITH DESUPERHEATER

## PERFORMANCE RATINGS

MODEL	LOAD	FLUID FLOW (GPM)	AIRFLOW (COOLING CFM)	AIRFLOW (HEATING CFM)	OPEN LOOP (GROUND WATER HEAT PUMP)				CLOSED LOOP (GROUND LOOP HEAT PUMP)			
					COOLING		HEATING		COOLING		HEATING	
					Capacity (BTU/HR)	EER	Capacity (BTU/HR)	COP	Capacity (BTU/HR)	EER	Capacity (BTU/HR)	COP
2 TON	FULL	8.0	1000	950	29,000	27.4	25,700	5.4	27,000	20.7	19,900	4.2
	PART	7.0	850	800	23,000	36.5	19,000	5.5	21,900	29.1	16,500	4.7
3 TON	FULL	9.0	1350	1300	43,000	27.2	38,000	5.3	39,000	20.6	29,000	4.4
	PART	8.0	1150	1100	33,000	35.7	27,500	5.6	30,300	29.0	24,000	4.8
4 TON	FULL	12.0	1850	1750	56,000	26.0	50,000	4.9	50,000	19.2	39,400	4.0
	PART	11.0	1550	1500	41,000	33.0	34,500	5.0	38,000	27.0	30,000	4.5
5 TON	FULL	15.0	2300	2200	72,500	24.0	64,500	4.9	66,500	17.5	50,500	4.0
	PART	14.0	1950	1850	55,200	31.0	47,000	5.2	53,400	26.0	41,000	4.6

ALL RATINGS BASED ON 208V / 60Hz / 1ph

HEATING CAPACITIES BASED ON 68.0°F DB / 59.0°F WB ENTERING AIR TEMPERATURE

COOLING CAPACITIES BASED ON 80.6°F DB / 66.2°F WB ENTERING AIR TEMPERATURE



**10** LABOR  
PARTS  
YEARS COMPRESSOR


**MRCOOL® Peace of Mind**

# Up to 17.8 SEER2 Universal® Series Inverter Packaged Heat Pump

The MRCOOL® Universal 17.8 SEER2 Inverter Packaged Heat Pump doesn't rely on fossil fuels to heat and cool. The DC Inverter is an energy-efficient heating and cooling ducted system conveniently packaged in one outdoor unit.



**NEW  
PRODUCT!**



- ✓ Inverter Technology
- ✓ Downflow Option Available
- ✓ Energy Efficient
- ✓ Flexible Air Return

- ✓ Rapid cooling and heating
- ✓ Quiet Operation
- ✓ 100% heating capacity down to -22°F
- ✓ 100% cooling capacity up to 125°F









# Up to 17 SEER2 Universal® Series Condenser

MRCOOL® would like to introduce you to the future of HVAC with its new Ultra-Heat Inverter Unitary Condensing Unit and Air Handler. Choose from 2-3 ton or 4-5 ton for superior comfort and energy efficiency, which allows for rapid heating and cooling with an extremely low noise level.



- ✓ Sizes: 2-3 ton or 4-5 ton
- ✓ Condensers can be field converted to smaller size using dip switch setting
- ✓ Gold fin® corrosion protection
- ✓ Variable speed
- ✓ Rapid cooling and heating
- ✓ Quiet 55-58 dB(A) operation
- ✓ 100% heating capacity down to -5°F (2T) 14°F (4T)
- ✓ 100% cooling capacity up to 115°F (2T) 109.4°F (4T)
- ✓ Low ambient cooling down to 5°F
- ✓ Gas furnace not required
- ✓ Compatible with any third party air handler and thermostat including WiFi/Nest
- ✓ Slim design
- ✓ 3 connection types:
  - Pre-Charged No-Vac® Quick Connect® Line Set (15ft, 25ft, 35ft, 50ft-Couplings also available)
  - Sweat braze connection
  - Flare connection

‡ Warranty provides for a total of 10 years of limited warranty coverage (Standard 5-year limited parts warranty plus an additional 5-year limited extended parts warranty; 15-year for heat exchanger where specified). Warranty must be registered online within 60 days of installation to qualify for extended coverage. Unregistered equipment defaults to 5-year coverage



# SPECIFICATION

# UNIVERSAL® CONDENSER

MODEL NO.	UNITS	MDUO18024	MDUO18036	MDUO18048	MDUO18060
-----------	-------	-----------	-----------	-----------	-----------

## CAPACITY & PERFORMANCE

Cooling Capacity	Btu/h (kW)	24000 (7 kW)	34000 (10.55 kW)	48000 (14 kW)	54000 (15.83 kW)
Heating Capacity	Btu/h	24000 (7 kW)	34000 (10.55 kW)	48000(14 kW)	54000 (15.83 kW)
SEER2	Btu/W	17	16	17	15.8
EER2	(Btu/h)W	12	12	11	10
HSPF2	Btu/W	9	9	9	9
Noise level (Outside)	dB(A)	55	57	58	58

## ELECTRICAL PARTS

Min/Max Voltage	V	187/253	187/253	187/253	187/253
Rated Voltage 208/230v~60Hz,1p		(V~Hz,Ph)	208/230v~60Hz,1p	208/230v~60Hz,1p	208/230v~60Hz,1p
Min. Current Ampacity (MCA)	A	24	24	35	35
Max. Current Over Protection (MOP)	A	35	35	45	45

## DIMENSIONS & WEIGHT

Net Dimension (WxDxH)	inch (mm)	37 x 18.1 x 32.25 (940 x 460 x 820)	37 x 18.1 x 32.25 (940 x 460 x 820)	39.37 x 14.5 x 53.75 (1000 x 370 x 1365)	39.37 x 14.5 x 53.75 (1000 x 370 x 1365)
Packing Dimension (WxDxH)	inch (mm)	42.6 x 22.6 x 38.25 (1083 x 573 x 973)	42.6 x 22.6 x 38.25 (1083 x 573 x 973)	42.625 x 22.625 x 58.25 (1184 x 575 x 1480)	45.375 x 19.375 x 59.25 (1153 x 493 x 1505)
Net Weight	lbs (kg)	218.9 (99.3)	218.9 (99.3)	313.1 (142)	313.1 (142)
Gross Weight	lbs (kg)	241 (109.3)	241 (109.3)	341.5 (154.9)	341.5 (154.9)

## REFRIGERANT & PIPING

Refrigerant Type	oz	R-410A/148.8	R-410A/148.8	R-410A/220.48	R-410A/220.48
Connection Pipe Method		Quick Connect® Flare, Weld (with Stub)	Quick Connect® Flare, Weld (with Stub)	Quick Connect® Flare, Weld (with Stub)	Quick Connect® Flare, Weld (with Stub)
Liquid/Suction	inch	3/8"-3/4"	3/8"-3/4"	3/8"-3/4"	3/8"-3/4"



\*Data provided by AHRI



Notes:

---



---



---



---



---



---



---



# Up to 17 SEER2 Universal® Series Cooling-Only Condenser

Our cooling-only condenser with a DC inverter compressor is the newest addition to the Universal® line of products in 2-3Ton or 4-5Ton sizes. Customers who are looking only for the cooling efficiency of a Universal® Condenser can leverage this superior product as their perfect home comfort solution.



- ✓ Sizes: 2-3 ton or 4-5 ton
- ✓ Easy to Clean Metal Filter Protects Against Fire, Corrosion, and Deterioration
- ✓ Multi-position Installation (Upflow, Horizontal)
- ✓ 10-Year Limited Warranty\*
- ✓ Approved for mobile homes
- ✓ Internal fan blade creates low noise
- ✓ High Efficiency Energy Saving DC Fan Motor
- ✓ 2 Step Condensation Protection
- ✓ Special Fire-Proof, Anti-Shock Electrical Box design for the Circuit Breaker
- ✓ Compatible with any third party air handler and thermostat including WiFi/Nest
- ✓ 3 connection types:
  - Pre-charged No-Vac® Quick Connect® Line Set (15ft, 25ft, 35ft, 50ft-Couplings also available)
  - Sweat braze connection
  - Flare connection
- ✓ R-410A factory pre-charged air handler can be field converted to 2 Ton from 3 Ton, or 4 Ton from 5 Ton using a Dip Switch Setting (see manual for details)

†Warranty provides for a total of 10 years of limited warranty coverage (Standard 5-year limited parts warranty plus an additional 5-year limited extended parts warranty; 15-year for heat exchanger where specified). Warranty must be registered online within 60 days of installation to qualify for extended coverage. Unregistered equipment defaults to 5-year coverage.

# SPECIFICATION

# UNIVERSAL® COOLING-ONLY CONDENSER

MODEL NO.	UNITS	MDUCO18024	MDUCO18036	MDUCO18048	MDUCO18060
-----------	-------	------------	------------	------------	------------

## CAPACITY & PERFORMANCE

Cooling Capacity	Btu/h (kW)	24000 (7 kW)	34000 (9.96 kW)	48000(14 kW)	54000 (15.83 kW)
SEER2	Btu/W	Up to 17	Up to 16	Up to 17	Up to 16
Heating Capacity	Btu/h	N/A	N/A	N/A	N/A
EER2	(Btu/h)W	12	10	11	10
HSPF2	Btu/W	N/A	N/A	N/A	N/A
Noise level (Outside)	dB(A)	55	57	58	58

## ELECTRICAL PARTS

Min/Max Voltage	V	187/253	187/253	187/253	187/253
Rated Voltage	(V~Hz,Ph)	208/230~60,1	208/230~60,1	208/230~60,1	208/230~60,1
Min. Current Ampacity (MCA)	A	24	24	35	35
Max. Current Over Protection (MOP)	A	35	35	45	45

## DIMENSIONS & WEIGHT

Net Dimension (WxDxH)	inch (mm)	37 x 18.1 x 32.25 (940 x 460 x 820)	37 x 18.1 x 32.25 (940 x 460 x 820)	37 x 12.625 x 56.375 (940 x 321 x 1432)	37 x 12.625 x 56.375 (940 x 321 x 1432)
Packing Dimension (WxDxH)	inch (mm)	42.625 x 22.625 x 38.25 (1083 x 573 x 973)	42.625 x 22.625 x 38.25 (1083 x 573 x 973)	40.875 x 17.25 x 62.25 (1038 x 438 x 1580)	40.875 x 17.25 x 62.25 (1038 x 438 x 1580)
Net Weight Outdoor	lbs (kg)	185.2 (84)	185.2 (84)	262 (119)	262 (119)
Gross Weight Outdoor	lbs (kg)	208.3 (94.5)	208.3 (94.5)	289 (131)	289 (131)

## REFRIGERANT & PIPING

Refrigerant Type	oz	R-410A/118.24	R-410A/118.24	R-410A/193.6	R-410A/193.6
Connection Pipe Method	inch (mm)	Quick Connect Flare, Weld (with Stub)	Quick Connect Flare, Weld (with Stub)	Quick Connect Flare, Weld (with Stub)	Quick Connect Flare, Weld (with Stub)



\*Data provided by AHRI



Notes:

---



---



---



---



---



---



---



---



---



---





# Universal<sup>®</sup> Series A-Coil

The NEW Universal<sup>®</sup> A-Coil is a versatile and adaptable option to perfect your home's comfort level. Pre-charged with R-410A refrigerant, this superior component can be installed upflow, downflow, or horizontal right position, allowing it the flexibility to suit the needs of your new or existing system. Plus, with the use of the optional MRCOOL<sup>®</sup> No-Vac<sup>®</sup> Quick Connect<sup>®</sup> line set, the installation can be quick and easy.




- ✓ Quiet Operation
- ✓ Versatile Installation Options
- ✓ Quick Installation
- ✓ Standard 24V Control  
Equipped with multiple protection safeguards
- ✓ Special Liquid Pipe Design that reduces  
excessive condensation



# Universal<sup>®</sup> Series High ESP Air Handler



The Universal<sup>®</sup> Series High ESP Air Handler provides superb comfort while offering rapid cooling and heating. Designed specifically for high static applications, the air handler delivers superior cooling and heating comfort while still achieving an industry-leading low decibel level as it maximizes energy savings.



- ✓ Sizes: 2-3 ton or 4-5 ton
  - ✓ Easy to Clean Metal Filter Protects Against Fire, Corrosion, and Deterioration
  - ✓ Multi-position Installation (Upflow, Horizontal)
  - ✓ 10-Year Limited Warranty\*
  - ✓ Internal fan blade creates low noise
  - ✓ High Efficiency Energy Saving DC Fan Motor
  - ✓ 2-Step Condensation Protection
  - ✓ Special Fire-Proof Electrical Box design for the Circuit Breaker
- ✓ 3 connection types:
    - Pre-Charged No-Vac<sup>®</sup> Quick Connect<sup>®</sup> Line Set (15 ft, 25 ft, 35 ft, & 50ft couplings also available)
    - Sweat braze connection
    - Flare connection
  - ✓ R-410A Factory Pre-charged air handler can be field converted to 2-Ton from 3-Ton, or 4-Ton from 5-Ton using a Dip Switch Setting (see manual for details)

†Warranty provides for a total of 10 years of limited warranty coverage (Standard 5-year limited parts warranty plus an additional 5-year limited extended parts warranty; 15-year for heat exchanger where specified). Warranty must be registered online within 60 days of installation to qualify for extended coverage. Unregistered equipment defaults to 5-year coverage.







# Central Ducted System

This quiet, compact DC Inverter Heat Pump system features a multi-position air handler, so it can be installed with an upflow, a horizontal left or right, or a downflow configuration. This means that it can essentially meet any ductwork requirements you may have. The ducted air handler, which is variable speed, will ensure that your air is clean and comfortable with the use of filters.



- ✓ R-410A Refrigerant
- ✓ Painted Galvanized Steel
- ✓ Removable Filter
- ✓ Variable Speed Air Handler
- ✓ Multi-Position Installation
- ✓ Optional Heating Kit Available
- ✓ Follow Me™ Function
- ✓ Wired Thermostat Included
- ✓ Durable Build & Finish

†Warranty provides for a total of 10 years of limited warranty coverage (Standard 5-year limited parts warranty plus an additional 5-year limited extended parts warranty; 15-year for heat exchanger where specified). Warranty must be registered online within 60 days of installation to qualify for extended coverage. Unregistered equipment defaults to 5-year coverage.

# SPECIFICATION

# CENTRAL DUCTED

MODEL NO.	Unit	CENTRAL-18-HP-MUAH-230-25	CENTRAL-24-HP-MUAH-230-25	CENTRAL-30-HP-MUAH-230-25	CENTRAL-36-HP-MUAH-230-00	CENTRAL-48-HP-MUAH-230-00	CENTRAL-60-HP-MUAH-230-00
CONDENSER MODEL NO.		CENTRAL-18-HP-C-230-25	CENTRAL-24-HP-C-230-25	CENTRAL-30-HP-C-230-25	CENTRAL-36-HP-C-230-00**	CENTRAL-48-HP-C-230-00**	CENTRAL-60-HP-C-230-00**

## CAPACITY & PERFORMANCE

Cooling	Capacity	Btu/h	18000	24000	30000	36000	47000	57000
	SEER	Btu/w	22	19.2	18.5	18	17.3	18
	EER	Btu/w	12.5	12.5	10.3	10.4	9.3	10.3
Heating	Capacity	Btu/h	18000	24000	30000	36000	55000	60000
	HSPF4	Btu/w	11	10	9.5	9.1	10	9.2
	HSPF5	Btu/w	9	8.5	8	7.1	8.2	7.6
Indoor Noise Level (Hi/Mi/Lo)	dB(A)	39.5/38.5/35.5	43.0/41.5/38.0	46.5/43/39.5	46.8/44/41.3	53/50/46	52.5/49/44	
Outdoor Noise Level	dB(A)	57	58	63	61	59	61	

## ELECTRICAL PARTS

Power Supply (Indoor)	V~Hz,ph	N/A	N/A	N/A	208/230v~60Hz,1ph	208/230v~60Hz,1ph	208/230v~60Hz,1ph
Power Supply (Outdoor)	V~Hz,ph	208/230v~60Hz,1ph	208/230v~60Hz,1ph	208/230v~60Hz,1ph	208/230v~60Hz,1ph	208/230v~60Hz,1ph	208/230v~60Hz,1ph
Min Circuit Ampacity (Indoor)	A	2.5	4	4.5	5	7.5	9
Max Fuse (Indoor)	A	15	15	15	15	15	15
Min Circuit Ampacity (Outdoor)	A	18	22	25	24	34	34
Max Fuse (Outdoor)	A	30	35	40	40	50	60

## DIMENSIONS & WEIGHT

Indoor Unit	Dimension (WxDxH)	inch	21.02 x 17.52 x 45.00	21.02 x 17.52 x 45.00	21.02 x 21.02 x 49.02	21.02 x 21.02 x 49.02	21.02 x 21.02 x 49.02	21.02 x 24.49 x 52.99
	Packing (WxDxH)	inch	26.57x20.87x48.62	26.57x20.87x48.62	26.57x24.41x52.56	26.57x24.41x52.56	26.57 x 24.41 x 52.56	27.95 x 26.77 x 56.50
	Net/Gross Weight	lbs	106.48/131.61	106.48/132.72	128.53/157.41	129.63/154.10	132.50/156.75	164.02/190.48
Outdoor Unit	Dimension (WxDxH)	inch	35.04 x 13.46 x 26.50	37.24 x 16.14 x 31.89	37.24 x 16.14 x 31.89	37.24 x 16.14 x 31.89	37.48 x 16.34 x 52.48	37.48 x 16.34 x 52.48
	Packing (WxDxH)	inch	40.55 x 18.11 x 29.13	42.91 x 19.88 x 35.04	42.91 x 19.88 x 35.04	42.91 x 19.88 x 35.04	43.11x19.49x57.48	43.11x19.49x57.48
	Net/Gross Weight	lbs	94.36/100.97	125.22/143.74	146.39/156.09	151.68/161.16	217.59/248.68	217.15/248.46

## AIRFLOW

Indoor air flow (Hi/Mi/Lo)	m3/h	980/900/840	1280/1160/1040	1520/1370/1210	1840/1650/1470	2180/1860/1540	2690/2310/1930
	CFM	576.47/529.41/494.12	752.94/682.35/611.76	894.12/805.88/711.76	1082.35/970.59/864.71	1282.35/1094.12/905.88	1582.35/1358.82/1135.2
Outdoor air flow	m3/h	3000	3800	5100	3800	7650	7500
	CFM	1764.71	2235.29	3000	2235.29	4500	4411.76
ESP Range	Pa	0-200	0-200	0-200	0-200	0-200	0-200

## REFRIGERANT & PIPING

Refrigerant Charge	oz	R410A/56.44ozs	R410A/81.13ozs	R410A/111.11ozs	R410A/130.51ozs	R410A/165.79ozs	R410A/172.84ozs
Piping Size Liquid Side/Gas Sideinch		1/4"-1/2"	3/8"-5/8"	3/8"-5/8"	3/8"-3/4"	3/8"-3/4"	3/8"-7/8"

\* This non-transferable warranty provides for a total of 10 years of limited warranty coverage for parts, labor, and compressor: <https://mrcool.com/warranty/>

\*\* 25' Quick Connect Line Set is not included with 36K, 48K, and 60K units. Those models are compatible with the MRCOOL® No Vac® Quick Connect Line set available for purchase separately.





# Central Ducted Hyper Heat

Introducing the MRCOOL® Central Ducted Hyper Heat – the perfect solution for an energy-efficient and reliable heating system. With its new air handler and condenser, enhanced heating performance and easy installation, this multi-position installation heater is ideal for any home or office. Featuring superior heating performance, this powerful air handler is designed to provide improved indoor air quality and maximum comfort throughout your space. With its energy-saving capabilities, reliable performance and enhanced heating, this is a great choice for anyone looking to improve their heating system.



- ✓ R-410A Refrigerant
- ✓ Painted Galvanized Steel
- ✓ Removable Filter
- ✓ Variable Speed Air Handler
- ✓ Multi-Position Installation
- ✓ Optional Heating Kit Available
- ✓ Follow Me™ Function
- ✓ Wired Thermostat Included
- ✓ Durable Build & Finish

# SPECIFICATION

# CENTRAL DUCTED HYPER HEAT

MODEL NO.	Unit	CENTRAL-24-HP-MUAH230A00	CENTRAL-36-HP-MUAH230A00	CENTRAL-48-HP-MUAH230A00	CENTRAL-60-HP-MUAH230A00
CONDENSER MODEL NO.		CENTRAL-24-HP-C-230A00**	CENTRAL-36-HP-C-230A00**	CENTRAL-48-HP-C-230A00**	CENTRAL-60-HP-C-230A00**

## CAPACITY & PERFORMANCE

Cooling	Capacity	Btu/h	24000	36000	47000	55000
	SEER2	Btu/W	17.4	16	15.6	15.3
	EER2	Btu/W	11.7	10	8.2	8.8
Heating	Capacity	Btu/h	24000	40000	50000	59000
	HSPF2-4	Btu/W	10	9.5	9.4	9.4
	HSPF2-5	Btu/W	8	8	7.7	7.6
Indoor Noise Level (Hi/Mi/Lo)	dB(A)	39/36/33	45/43/41	50/47/43.5	51/45.5/41.5	
Outdoor Noise Level	dB(A)	62	64	64	63.5	

## ELECTRICAL PARTS

Power Supply (Indoor)	V~Hz.ph	208/230~60, 1	208/230~60, 1	208/230~60, 1	208/230~60, 1
Power Supply (Outdoor)	V~Hz.ph	208/230~60, 1	208/230~60, 1	208/230~60, 1	208/230~60, 1
Min Circuit Ampacity (Indoor)	A	4	5	7.5	9
Max Fuse (Indoor)	A	15	15	15	15
Min Circuit Ampacity (Outdoor)	A	20.5	41	42	44
Max Fuse (Outdoor)	A	35	50	50	60

## DIMENSIONS & WEIGHT

Indoor Unit	Dimension (WxDxH)	inch	21.02 x 17.52 x 45.00	21.02 x 21.02 x 49.02	21.02 x 21.02 x 49.02	21.02 x 24.49 x 52.99
	Dimension (WxDxH)	inch	26.57x20.87x48.62	26.57x24.41x52.56	26.57 x 24.41 x 52.56	27.76 x 27.36 x 56.50
	Net/Gross Weight	lbs	105.6/127.3	129.63/154.10	132.50/156.75	164.02/190.48
Outdoor Unit	Dimension (WxDxH)	inch	37.24 x 16.14 x 31.89	37.48 x 16.34 x 52.48	37.48 x 16.34 x 52.48	37.48 x1 6.34 x 52.48
	Packing (WxDxH)	inch	42.91 x 19.88 x 35.04	43.11 x 19.49 x 57.48	43.11 x 19.49 x 57.48	43.11 x 19.49 x 57.48
	Net/Gross Weight	lbs	136.69/145.50	227.07/255.73	220.24/248.90	240.96/272.49

## AIRFLOW

Indoor air flow (Hi/Mi/Lo)	m3/h	1400/1290/1180/1070	2020/1840/1650/1470	2500/2180/1860/1540	3070/2690/2310/1930
	CFM	823.53/758.82/694.12/629.41	1188.24/1082.35/970.59/864.71	1470.59/1282.35/1094.12/905.88	1805.88/1582.35/1358.82/1135.29
Outdoor air flow	m3/h	5100	7650	7500	7650
	CFM	3000	4500	4411.76	4500
ESP Range	Pa	0-200	0-200	0-200	0-200

## REFRIGERANT & PIPING

Refrigerant Charge	oz	R410A/102.29	R410A/165.79	R410A/169.32	R410A/169.32
Piping Size Liquid Side/Gas Side	inch	3/8"-3/4"	3/8"-3/4"	3/8"-3/4"	3/8"-7/8"



\*Data Provided by AHRI

Cold Climate Energy Star certified

\* This non-transferable warranty provides for a total of 10 years of limited warranty coverage for parts, labor, and compressor: <https://mrcool.com/warranty/>

\*\* 25' Quick Connect Line Set is not included with 24K, 36K, 48K, and 60K units. Those models are compatible with the MRCOOL® No Vac® Quick Connect Line set available for purchase separately.



# TundraCool™ Refrigeration Unit

The MRCOOL® DC Inverter Refrigeration Split System is designed for long-term use in harsh environments and offers energy savings of up to 30% per year. It features a quiet and energy-efficient refrigeration unit that combines an Inverter Compressor with a DC Inverter Motor.



**COMING  
SOON!**

- ✓ Multi-Use Design
- ✓ Inverter Compressor
- ✓ Wide Operating Range
- ✓ DC Inverter Motor
- ✓ Compact Footprint
- ✓ Ultra-Quiet Operation
- ✓ Smart Control
- ✓ Temp Range 50°F - 16°F







## U-Shaped Window Air Conditioner

The new U-shaped Window Air Conditioner is the latest technology to come from MRCOOL. With its revolutionary U-Shaped design, this Air Conditioner gives you the ability to open and close the window it is installed in. By being able to close the window, it helps create a sound barrier to keep unwanted noise outside, making it incredibly quiet. The unit also features a redesigned bracket that simplifies and shortens the installation process.



- ✓ Incredibly Quiet
- ✓ Painless Installation
- ✓ Powerful Airflow
- ✓ WiFi Compatible
- ✓ Works with Amazon Alexa and Google Assistant
- ✓ Energy Star Certified
- ✓ 3 Speeds
- ✓ Smart Control with your wireless devices
- ✓ Technological Advancement in Inverter Efficiency
- ✓ Auto Cool
- ✓ Automatic Shut-off
- ✓ Multi-directional Air Control
- ✓ Available in 3 sizes: 8000 BTU, 10000 BTU, and 12000 BTU

# SPECIFICATION

# U-SHAPED WINDOW AIR CONDITIONER

MODEL NO.		Unit	MWUC08T115	MWUC10T115	MWUC12T115
CAPACITY & PERFORMANCE					
Cooling Capacity		Btu	8000	10000	12000
Rated EER		Btu/W.h,W/W	3.3	3.3	3.09
Rated CEER*		Btu/W.h,W/W	15	15	15
Noise Level	(Lo/Mi/Hi)				
	Indoor	dB(A)	42/-/47	42/-/51	42/-/52
	Outdoor	dB(A)	-/-/63.5	-/-/65	-/-/65
Airflow	Indoor (Lo/Mi/Hi)	CFM	112/141/203	147/182/250	161/192/265
	Outdoor (Hi)	CFM	477	465	424
Operation Temp	Indoor	°F °C	61°-90° 16°-32°	61°-90° 16°-32°	61°-90° 16°-32°
	Outdoor	°F °C	64.4°-109.4° 18°-43°	64.4°-109.4° 18°-43°	64.4°-109.4° 18°-43°

\*CEER: The Combined Energy Efficiency Ratio (CEER) is a standard used for window air conditioners.

## ELECTRICAL PARTS

Power Supply	V~Hz, ph	115~60, 1	115~60, 1	115~60, 1
Rated Input	W	720	890	1140
Rated Current	A	8.78	9.97	12.17
Max Current	A	12	12.5	13.5
Standby Power	W	1.4	1.4	1.4
Max Input Consumption	W	900	1050	1240
Power Cord Length	Ft (mm)	4.92 (1500)	4.92 (1500)	4.92 (1500)
Fan Motor Speed (Lo/Mi/Hi)	rpm	1100/1225/1476	1108/1312/1720	1272/1483/1906

## DIMENSIONS & WEIGHT

Net Dimension (WxDxH)	inch (mm)	19.17 x 21.97 x 13.46 (487 x 558 x 342)	19.17 x 21.97 x 13.46 (487 x 558 x 342)	19.17 x 21.97 x 13.46 (487 x 558 x 342)	
Packing Dimension (WxDxH)	inch (mm)	21.14 x 24.29 x 17.48 (537 x 617 x 444)	21.14 x 24.29 x 17.48 (537 x 617 x 444)	21.14 x 24.29 x 17.48 (537 x 617 x 444)	
Net/Gross Weight	lb (kg)	55.56/69.00 (25.2/31.3)	56.88/70.55 (25.8/32.0)	58.86/72.53 (26.7/32.9)	
Max Coverage Area	Ft	Up to 350 sq ft	Up to 450 sq ft	Up to 550 sq ft	
Window Opening Required	Width (Min/Max)	inch (mm)	22/36 (559/914)	22/36 (559/914)	22/36 (559/914)
	Height (Min)	inch (mm)	13.75 (349)	13.75 (349)	13.75 (349)

## REFRIGERANT & PIPING

Refrigerant Type		R-32	R-32	R-32
Charge Amount	oz (g)	9.87 (280)	11.28 (320)	13.40 (380)
Design Pressure (L/H)	psi	300/520	300/520	300/520
Cooling Watts	W	720	890	1140





# MRBREEZE™ Bladeless Fan / Air Purifier

With its revolutionary bladeless design, the MRBREEZE™ offers a strong current of air that is not only smoother but also safer, as all of the moving components are encased internally within the fan. With its powerful motor and HEPA filter, it can purify and circulate the air at the same time.



Both Models are available in black, silver or copper.

- ✓ Safe Bladeless Design
- ✓ Easy Maintenance
- ✓ Powerful Airflow
- ✓ Captures Pollutants
- ✓ Reduces Allergens
- ✓ Removes Odors
- ✓ Oscillating Fan
- ✓ 8 Speeds
- ✓ Quiet Running
- ✓ Remote Control
- ✓ Fresh Air
- ✓ HEPA Double Purification

# SPECIFICATION

# MRBREEZE™ BLADELESS FAN / AIR PURIFIER

MODEL NO.	Unit	MRFAN36	MRFAN38
<b>PERFORMANCE</b>			
Clean Air Delivery Rate	CFM	90	90
Recommended Room Size	sq ft	400	400
Speed (Min/Max)	rpm	3200/8000	3200/8000
Airflow (lowest/highest)	CFM	10.5/32.7	10.5/32.7
Noise Level (Lo/Hi)	dB(A)	<30/<60	<30/<60
Rotation Angle		Approximately 120°	Approximately 120°
<b>DIMENSIONS</b>			
Colors		Black/Silver/Copper	Black/Silver/Copper
Dimensions (WxDxH)	in (mm)	13.78 x 14.96 x 25.98 (350 x 380 x 660)	8.66 x 8.66 x 38.58 (220 x 220 x 980)
Packing (WxDxH)	in (mm)	18.62 x 11 x 18 (537 x 617 x 444)	13.75 x 10 x 31 (349.25 x 254 x 787.4)
Net Weight	lb (kg)	6.2 (2.8)	11.2 (5.1)
<b>MECHANICAL</b>			
Filter Compatibility		HEPA	HEPA
Air Purifier Type		Tower	Tower
Filter Type		HEPA	HEPA
Filter Included		Yes	Yes
<b>ELECTRICAL</b>			
Voltage	V	110	110
Power	W	40	40
Frequency	Hz	50	50
Timing	Hr	1-8 hr	1-8 hr
Power Cord Length	Ft (m)	4.9 (1.5)	4.9 (1.5)

Notes:

---



---



---



---



---



---



---



---



---



---

# PATENTED\* NO-VAC® QUICK CONNECT® FACTORY CHARGED LINE SET

\*Pat: <https://www.mrcool.com/mrcool-patents/>

This easy-to-use line set greatly simplifies the installation process. It is pre-charged from the factory with the precise amount of refrigerant necessary for the MRCOOL® Universal series. Use of this line set does not require field charging or vacuuming. It is 100% ready to go right out of the box.



- Kink resistant for easier bending during installation
- 100% accurately precharged with R-410A refrigerant

15 FT	25 FT	35 FT	50 FT
1.94 OZ	3.17 OZ	9.77 OZ	19.44 OZ

- ✓ No vacuum needed
- ✓ Simple to use screw-on Quick Connect® valves
- ✓ Line sizes 3/4" and 3/8"
- ✓ Leak proof
- ✓ Faster installation than conventional line sets by saving 7 installation steps
- ✓ Strong 3/4" Gator-Flextra™ UV protective insulation sleeve provides extra protection against sun damage, weather erosion, or destruction from animals/rodents



When one standard size NO-VAC® QUICK CONNECT® LINE SET is not long enough, two standard QUICK CONNECT® LINE SETS can be combined using our NO-VAC® COUPLER to increase the desired length of the QUICK CONNECT® LINE SETS.



# PATENTED\* DIY® Pre-Charged Line Set

\*Pat: <https://www.mrcool.com/mrcool-patents/>

The MRCOOL DIY® Quick Connect® Line Set is 100% accurately pre-charged with R-410A refrigerant. This makes installation quick and easy with no vacuuming required. The MRCOOL DIY® Quick Connect® Line Set is intended for use with the MRCOOL® DIY® Single or Multi-Zone Units.



- ✓ Kink Resistant
- ✓ Simple to Use Screw-on Connectors
- ✓ Quick Connect® Valves
- ✓ 16', 25', 35' and 50' lengths
- ✓ Line sizes 1/4", 1/2" & 3/8", 5/8"

- ✓ Multi-Zone Condenser includes adapter for 24K Air Handler (3/8", 5/8" Line Size)
- ✓ Leak Proof
- ✓ No Vacuum Needed

- ✓ 100% Accurately Pre-charged with R-410A Refrigerant
- ✓ Connect Line Sets Together to Create Longer Length Using the MRCOOL® DIY® Coupler



# Special Truckload Orders

## Packaged Terminal

If you have ever stayed in a hotel, you have probably experienced the clunky sound of the A/C unit turning on. Nobody wants to be jolted out of bed by an alarming sound. That is the reason why MRCOOL® has worked hard to develop a packaged terminal unit that allows guests to get the restful sleep they deserve.



\*Truckload Orders Only



- ✓ Quiet Running
- ✓ R-410A Refrigerant
- ✓ Electric Heat Included
- ✓ Fresh Air Filter
- ✓ Auto Restart Function
- ✓ Gold Fin® Condenser



\*Data Provided by AHRI

# SPECIFICATION

# PACKAGED TERMINAL\*


MODEL NO.	UNITS	PTHP07325	PTHP09335	PTHP12335	PTHP15335
<b>CAPACITY &amp; PERFORMANCE</b>					
Cooling Capacity	Btu/h	7200 - 6800	8800 - 8500	12000 - 11800	14700 - 14500
EER	Btu/W*H	13.1	12.8	11.6	10.6
Heating Capacity	Btu/h	6200 - 6000	7800 - 7500	10800 - 10500	13500 - 13200
COP		3.6	3.8	3.4	3.2
Indoor Noise Level (Hi/Mi/Lo)	dB(A)	51/49.2/49.2	52.5/52/51.5	51.4/51/51	53/52.5/52
Outdoor Noise Level (Hi/Mi/Lo)	dB(A)	67/67/67	67.5/62.8/62.7	67.6/67.3/67.3	67/65.7/65.4
Supplemental Electric Heat	kW	2.5	3.5	3.5	3.5
<b>ELECTRICAL PARTS</b>					
Power Supply	V~Hz, Ph	208/230~60, 1	208/230~60, 1	208/230~60, 1	208/230~60, 1
Min. Circuit Ampacity	A	14	20	20	20
Connection Wiring	AWG	14AWG x 3	12AWG x 3	12AWG x 3	12AWG x 3
Cooling Current Rating	A	2.42/2.60	2.99/3.23	4.5/4.89	6.03/6.58
Heating Current Rating	A	10.8/9.8	15.3/13.7	15.3/13.7	15.3/13.7
Starting Current Rating	A	33.9	47.1	47.1	47.1
<b>DIMENSIONS &amp; WEIGHT</b>					
Net Dimension (WxDxH)	inch	42 x 21 x 16	42 x 21 x 16	42 x 21 x 16	42 x 21 x 16
Packing Dimension (WxDxH)	inch	44.1 x 25.2 x 18.9	44.1 x 25.2 x 18.9	44.1 x 25.2 x 18.9	44.1 x 25.2 x 18.9
Net Weight	lbs (kg)	104.7 (47.5)	108.2 (49.2)	115.7 (52.5)	116.8 (53)
Gross Weight	lbs (kg)	115.5 (52.4)	119 (54)	125 (56.7)	126.5 (57.4)
<b>REFRIGERANT &amp; PIPING</b>					
Refrigerant Type/Charge	- / oz	R-410A / 29.98	R-410A / 30.69	R-410A / 31.39	R-410A / 37.04
<b>OPERATING FACTORS</b>					
Cooling Operations Range Indoor ° F		62-90	62-90	62-90	62-90
Cooling Operations Range Outdoor ° F		64-109	64-109	64-109	64-109
Heating Operations Range Indoor ° F		32-80	32-80	32-80	32-80
Heating Operations Range Outdoor ° F		23-76	23-76	23-76	23-76

MODEL NO.	UNITS	PTAC07325	PTAC09335	PTAC12335	PTAC15335
<b>CAPACITY &amp; PERFORMANCE</b>					
Cooling Capacity	Btu/h	7200 - 7000	8800 - 8500	12000 - 11800	14700 - 14500
EER	Btu/W*H	13.1	12.8	11.6	10.6
Heating Capacity	Btu/h	N/A	N/A	N/A	N/A
COP		N/A	N/A	N/A	N/A
Indoor Noise Level (Hi/Mi/Lo)	dB(A)	51/50.8/50.6	51/48.5/47.5	52.5/52/51.5	51.4/50.5/50
Outdoor Noise Level (Hi/Mi/Lo)	dB(A)	67/67/67	63/62/62	66/66/66	65.3/65.3/65.1
Supplemental Electric Heat	kW	2.5	3.5	3.5	3.5
<b>ELECTRICAL PARTS</b>					
Power Supply	V~Hz, Ph	208/230~60, 1	208/230~60, 1	208/230~60, 1	208/230~60, 1
Min. Circuit Ampacity	A	14	20	20	20
Connection Wiring	AWG	14AWG x 3	12AWG x 3	12AWG x 3	12AWG x 3
Cooling Current Rating	A	2.45/2.60	3.03/3.20	4.5/4.89	6.03/6.58
Heating Current Rating	A	N/A	N/A	N/A	N/A
Starting Current Rating	A	33.9	18	25.9	39
<b>DIMENSIONS &amp; WEIGHT</b>					
Net Dimension (WxDxH)	inch	42 x 21 x 16	42 x 21 x 16	42 x 21 x 16	42 x 21 x 16
Packing Dimension (WxDxH)	inch	44.1 x 25.2 x 18.9	44.1 x 25.2 x 18.9	44.1 x 25.2 x 18.9	44.1 x 25.2 x 18.9
Net Weight	lbs (kg)	101.6 (46.1)	104.7 (47.49)	111.8 (50.7)	113.1 (51.3)
Gross Weight	lbs (kg)	112.4 (51)	114.6 (52)	121.5 (55)	122.8 (55.7)
<b>REFRIGERANT &amp; PIPING</b>					
Refrigerant Type/Charge	- / oz	R-410A / 25.04	R-410A / 23.99	R-410A / 26.10	R-410A / 28.22
<b>OPERATING FACTORS</b>					
Cooling Operations Range Indoor ° F		62-90	62-90	62-90	62-90
Cooling Operations Range Outdoor ° F		64-109	64-109	64-109	64-109
Heating Operations Range Indoor ° F		32-80	32-80	32-80	32-80
Heating Operations Range Outdoor ° F		23-76	23-76	23-76	23-76



# Accessories

Some of our most popular MRCOOL® accessories are shown below. Ask our sales team about our full list of available accessories. New ones are added often.




## Small Wall Mounting Brackets

- ✓ Keep away from debris and pets
- ✓ Easy to install
- ✓ Solid Steel Construction
- ✓ Supports up to 176 pounds
- ✓ Painted Exterior

## Large Wall Mounting Brackets

- ✓ For use with larger condensers
- ✓ Easy to Install
- ✓ Solid Steel Construction
- ✓ Supports up to 440 pounds
- ✓ Painted Exterior



## LineGuard® Line Set Cover

- ✓ Durable
- ✓ Easy to install
- ✓ Available in various measurements
- ✓ Extends the life of your system
- ✓ Gives a more attractive exterior look



# DIY® Coupler

- ✓ Allows multiple line sets to be connected to increase length
- ✓ Copper construction
- ✓ DIYCOUPLER-1412 + DIYCOUPLER-3858




# Propane Conversion Kits

- ✓ Convert to propane when natural gas is not a viable option
- ✓ Temperature control sequencers
- ✓ Alternative fuel option
- ✓ Leakage Detection

# Optional Electric Heat Kits

- ✓ Nickel chromium heat elements
- ✓ Temperature control sequencers
- ✓ Multiple branch circuit capability
- ✓ Factory installed circuit breaker



# Smart HVAC Ductless Ministat

On-device local controls completely manage a full range of mini split air conditioner actions including operating modes, swing positions, fan speeds and more. This Ministat is ideal for homes, hotels, vacation rentals, and more.

- ✓ Global control
- ✓ Temperature range control
- ✓ Auto remote detection
- ✓ Daily/weekly scheduling
- ✓ Timeline of actions
- ✓ Temperature calibration

- ✓ Local controls
- ✓ Location based control
- ✓ Comfy mode (temperature)
- ✓ Air filter status
- ✓ Actual room temperature
- ✓ Humidity calibration

- ✓ Zone controls
- ✓ Voice controls
- ✓ Comfy mode (humidity)
- ✓ Usage statistics
- ✓ Actual room humidity and many more!





Scan this code for the most up to date version of the MRCOOL catalog



48 Remington Way | Hickory, KY 42051 | 270.366.0457

[www.mrcool.com](http://www.mrcool.com)